

OPERATOR'S MANUAL

BALE CARRIER

BC1110



FRONTIER
EQUIPMENT™

5TB109110335 (03/22/11)

Safety

Take Note ! This safety symbol is found throughout this manual to call your attention to instructions involving yourself and others working around the machine

- **Failure to follow these instructions can result in injury or death**



This symbol means

- Attention**
- Become Alert**
- Your safety is involved**

Signal Words are used in this book.

Caution : Indicates a potentially hazardous situation that may result in injury

Warning : Indicates a potentially hazardous situation that could result in serious injury or death

Danger : Indicates a hazardous situation that needs to be avoided. It is you, the operator, that needs to be aware of these dangers.

Safety and Security



The following precautions are suggested for the purpose of accident prevention. The best operator is a prudent operator. Most accidents can be avoided with certain care. Please read all information carefully before operating your Bale Carrier. Only a trained and responsible operator should operate this equipment.

Training

1. Read the Manual
2. Learn the controls of the Bale Carrier
3. Identify the moving parts
4. Know how to stop the machine during any function

Precautions

1. Know the range of all the moving parts
2. Never let anyone stand near or touch any moving parts
3. Never work **on or under** the machine while the bed is raised. (unloading position)
4. The Bale Carrier must be used only by experienced operators.
5. The loading arm is held in vertical position with a security valve when the Bale Carrier is not connected to the tractor. The security valve must be closed for road transportation.
11. The operator must wear properly fitting clothing and prohibit anyone wearing loose fitting clothing to be near any moving parts.

Maintenance

1. Follow the recommendations in this manual
2. During inspections assure that the moving parts are stopped
3. Secure the moving parts to ensure that the service person will not be trapped if a hydraulic line breaks or comes loose

<https://www.ebooklibonline.com>

Hello dear friend!

Thank you very much for reading.

Enter the link into your browser.

The full manual is available for immediate download.

<https://www.ebooklibonline.com>



Safety-- It's in your Interest



Safety Guidelines

Safety of the operator is our main concern, however we do hear of some accidents that could have been avoided if some precautions had been taken. To avoid personal injury study the following precautions and insist those working with you or for you, follow them.

In most cases the pictures will have the shielding in place, in some they may be removed, only to show a view behind the shield.

Keep all the shields, safety doors in place. If they become faulty and fail to work replace them. They are for your safety, do not operate the equipment with them removed.

Replace any decals that may be missing or that are not readable. Location of the decals is indicated in this manual.

Do not operate this machine while under the influence of drugs or alcohol.

Review the safety instructions with all users annually.

This equipment should not be operated by children, or with those unfamiliar with the operation of the machine. **Do not allow persons to operate this machine until they have read this manual and/or were instructed by a qualified person.**

Do not paint over, remove or deface any safety signs or warning decals on your equipment. **Observe all safety signs and practice the instructions on them.**



Lighting and Marking

This machine is equipped with lights and reflectors as required by the most stringent government and ASAE specifications. They should work with the tractor 7 pin connector.



Suggest:

For more complete manuals. Please go to the home page.

<https://www.ebooklibonline.com>

If the above button click is invalid. Please download this document first, and then click the above link to download the complete manual.

Thank you so much for reading



Remember


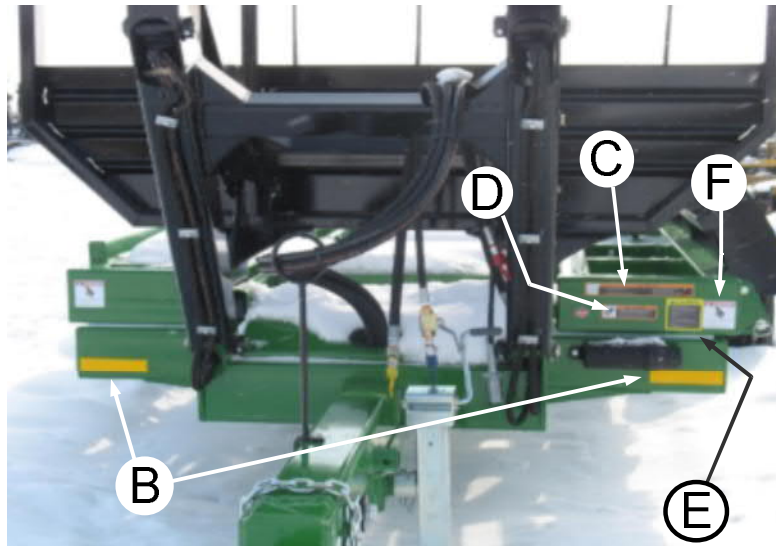

Your best assurance against accidents or damage to the machine is to know how it operates. If you do not understand a portion of the manual or a function of the bale carrier please contact your dealer or an experienced operator.



Before Operation

- Carefully study and understand the manual or be trained by an experienced operator.
- Do not wear loose clothing which may get caught in moving parts.
- Visually inspect the machine to make sure no parts are loose or missing
- Be sure that no tools are left on the machine
- Do not hurry the learning process. Be familiar with one part before trying the next part
- Practice by running the machine through its paces without bales

Safety Decal Location



<https://www.ebooklibonline.com>

Hello dear friend!

Thank you very much for reading.

Enter the link into your browser.

The full manual is available for immediate download.

<https://www.ebooklibonline.com>