

1350, 1360, 1460 AND 1470 MOWER-CONDITIONERS



JOHN DEERE

OPERATORS MANUAL 1350, 1360, 1460 AND 1470 MOWER-CONDITIONERS

OMCC32997 J2 English

JOHN DEERE ARC-LES-GRAY
OMCC32997 J2


LITHO IN THE U.S.A.
ENGLISH



Contents


Identification Views	00-2
Safety	05-1
Preparing the Tractor (North America)	10-1
Attaching and Detaching (North America)	15-1
Attaching and Detaching (Except North America)	16-1
Attaching and Detaching (Swivel Hitch)	17-1
Transporting the Mower-Conditioner	20-1
Operating the Mower-Conditioner	25-1
Attachments	30-1
Lubrication and Maintenance	35-1
Troubleshooting	40-1
Service	45-1
Storage	50-1
Serial Number	55-1
Specifications	60-1
Index	65-1

Identification Views




CC8660

1350 Mower-Conditioner



CC8661

1360 Mower-Conditioner



CC8662

1460 Mower-Conditioner

CC8660, CC8661, CC8662-1350ACCE-010987

<https://www.ebooklibonline.com>

Hello dear friend!


Thank you very much for reading.

Enter the link into your browser.

The full manual is available for immediate download.

<https://www.ebooklibonline.com>

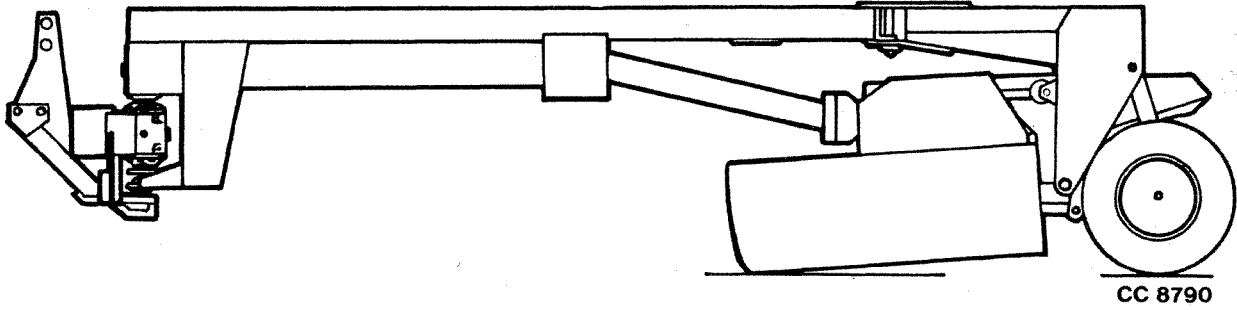
Identification Views



1470 Mower-Conditioner

CC9500-1350ACCE-010690

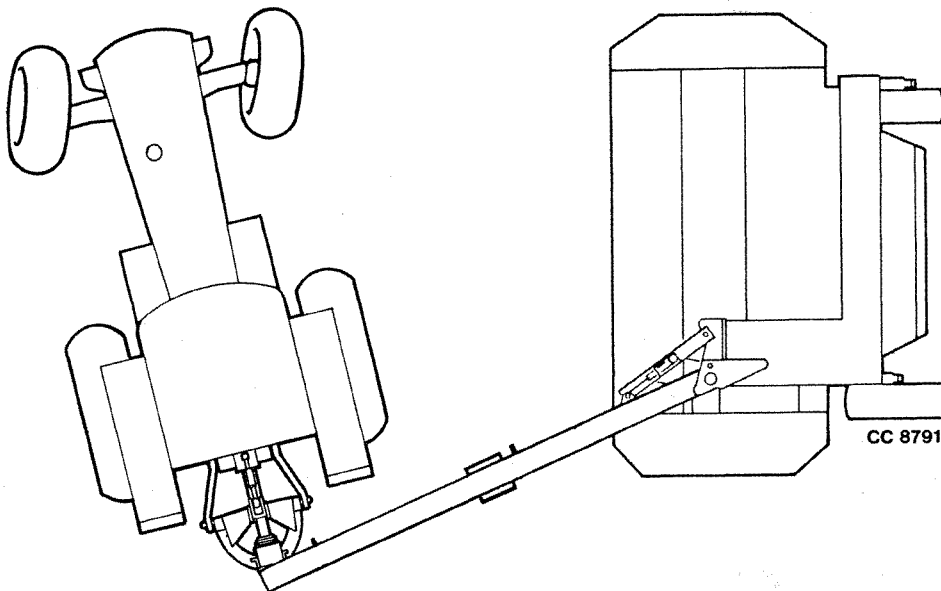
Identification Views



CC 8790

Mower-conditioner with swivel hitch (side view)

CC8790-1350ACCE-010188



CC 8791

Mower-conditioner with swivel hitch (top view)

CC8791-1350ACCE-010188

Safety (General)

RECOGNIZE SAFETY INFORMATION

This is the safety-alert symbol. When you see this symbol on your machine or in this manual, be alert to the potential for personal injury.

Follow recommended precautions and safe operating practices.



T 81389

T81389-DX,ALERT-19-04JUN90

UNDERSTAND SIGNAL WORDS

A signal word – DANGER, WARNING, or CAUTION – is used with the safety-alert symbol. DANGER identifies the most serious hazards.

DANGER or WARNING safety signs are located near specific hazards. General precautions are listed on CAUTION safety signs. CAUTION also calls attention to safety messages in this manual.

▲ DANGER

▲ WARNING

▲ CAUTION

TS 187

TS187-19-DX,SIGNAL-19-04JUN90

FOLLOW SAFETY INSTRUCTIONS

Carefully read all safety messages in this manual and on your machine safety signs. Keep safety signs in good condition. Replace missing or damaged safety signs. Be sure new equipment components and repair parts include the current safety signs. Replacement safety signs are available from your John Deere dealer.

Learn how to operate the machine and how to use the controls properly. Do not let anyone operate without instruction.

Keep your machine in proper working condition. Unauthorized modifications to the machine may impair the function and/or safety and affect machine life.

If you do not understand any part of this manual and need assistance, contact your John Deere dealer.



TS201

TS201-DX,READ-19-04JUN90

STORE ATTACHMENTS SAFELY

Stored attachments such as dual wheels, cage wheels, and loaders can fall and cause serious injury or death.

Securely store attachments and implements to prevent falling. Keep playing children and bystanders away from storage area.



TS 219

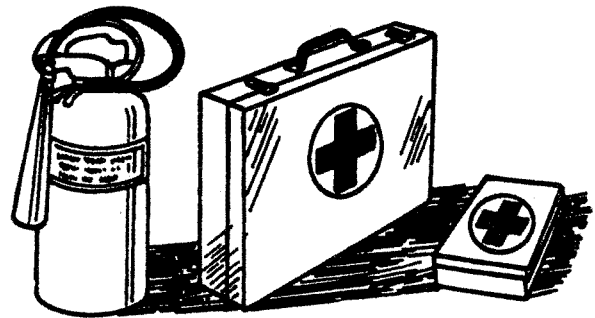
TS219-DX,STORE-19-04JUN90

PREPARE FOR EMERGENCIES

Be prepared if a fire starts.

Keep a first aid kit and fire extinguisher handy.

Keep emergency numbers for doctors, ambulance service, hospital, and fire department near your telephone.



TS 291

TS291-DX,FIRE2-19-04JUN90


WEAR PROTECTIVE CLOTHING

Wear close fitting clothing and safety equipment appropriate to the job.

Prolonged exposure to loud noise can cause impairment or loss of hearing.

Wear a suitable hearing protective device such as earmuffs or earplugs to protect against objectionable or uncomfortable loud noises.

Operating equipment safely requires the full attention of the operator. Do not wear radio or music headphones while operating machine.



TS206

TS206-DX,WEAR-19-10SEP90

Safety (Operation)

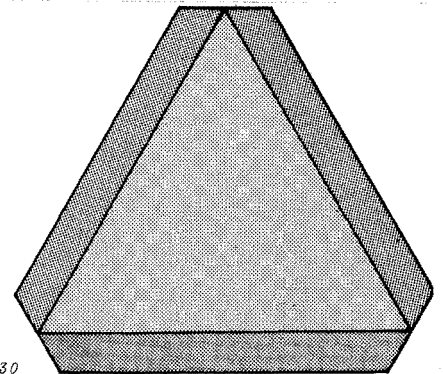
CHECK MACHINE SAFETY

Always check the road and general operating safety of the machine before using.

SAFETY-ESPDAE-260188

OBSERVE ROAD TRAFFIC REGULATIONS

Always observe local road traffic regulations when using public roads.



H28930

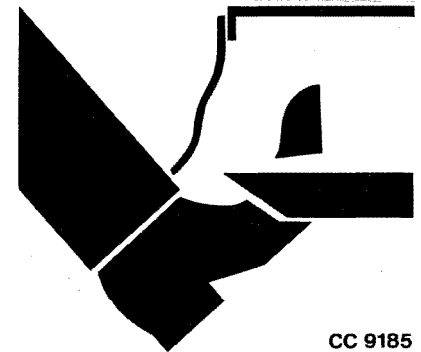
H28930-ESPDAE-160288

OPERATE SAFELY

1. Keep all shields in place.
2. Lower platform to the ground. Stop tractor engine and remove the key. Wait until all moving parts have stopped before leaving the operator's position to adjust, lubricate, clean or unclog the machine.
3. Never hand feed material into the machine.
4. Do not lean against or sit or stand on the cutterbar curtains or their supporting framework.
5. Do not operate mower-conditioner with cutterbar in raised position.
6. Regularly check that disk and knife bolts are tight; also verify that tines are securely mounted on rotor.
7. Always operate the machine at rated speed.
8. Drive slowly over rough ground.



TS 268



CC 9185

TS268,CC9185-1350ACCE-011088

USE PROPER TRACTOR BALLAST

Provide sufficient weight to stabilize the tractor when operating on hilly land or other adverse conditions. See your tractor operator's manual.

BALLAST-1350ACCE-011088

TRANSPORT SAFELY

Never tow the mower-conditioner faster than 25 km/h (15.5 mph).

Be sure reflectors and warning lights are clean and visible.

Before transporting mower-conditioner, fully raise and secure platform. Move the mower-conditioner tongue to transport position.


TRANSP-ESPDMAE-011088

USE SAFETY LIGHTS AND DEVICES

Slow moving tractors, self-propelled equipment and towed implements or attachments can create a hazard when driven on public roads. They are difficult to see, especially at night. Avoid personal injury or death resulting from collision with a vehicle.

Flashing warning lights and turn signals are recommended whenever driving on public roads. To increase visibility, use the lights and devices provided with your machine. For some equipment, install extra flashing warning lights.

Keep safety items in good condition. Replace missing or damaged items. An implement safety lighting kit is available from your John Deere dealer.



TS 951

TS951-DX,FLASH-19-04JUN90



Suggest:

For more complete manuals. Please go to the home page.

<https://www.ebooklibonline.com>

If the above button click is invalid. Please download this document first, and then click the above link to download the complete manual.

Thank you so much for reading

JOINTED SHAFT

Make sure that jointed shaft, tractor PTO and mower-conditioner hook-up are adequately protected.

Make sure that jointed shaft is correctly connected to PTO.

Make sure that the guards are secured by means of chains.

Always stay clear of jointed shaft during operation.

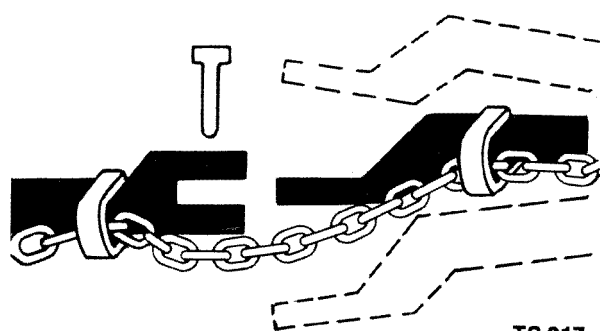
JOINTS-ESPDMAE-011088

USE A SAFETY CHAIN

A safety chain will help control drawn equipment should it accidentally separate from the drawbar.

Using the appropriate adapter parts, attach the chain to the tractor drawbar support or other specified anchor location. Provide only enough slack in the chain to permit turning.

See your John Deere dealer for a chain with a strength rating equal to or greater than the gross weight of the towed machine. Do not use safety chain for towing.



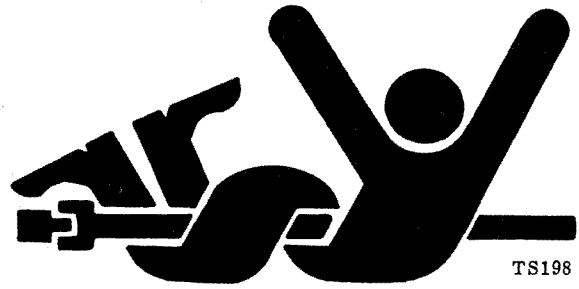
TS217-DX,CHAIN-19-04JUN90

STAY CLEAR OF ROTATING DRIVELINES

Entanglement in rotating driveline can cause serious injury or death.

Keep tractor master shield and driveline shields in place at all times. Make sure rotating shields turn freely.

Wear close fitting clothing. Stop the engine and be sure PTO driveline is stopped before making adjustments, connections, or cleaning out PTO driven equipment.




TS198-DX,PTO-19-04JUN90

AVOID INJURY FROM THROWN OBJECTS

Extreme care must be exercised to avoid injury from thrown objects. Do not, under any circumstances, operate the mower-conditioner when other people are in the vicinity. Stones and other objects can be thrown great distances by the rotating cutting blades.

The cutterbar curtains are very important to reduce the potential for thrown objects. Always keep these curtains down when operating the mower-conditioner. Replace the curtains if they should become worn or damaged.

For additional operator protection from thrown objects, it is requested that the mower-conditioner be used only with tractors having an operator enclosure.



TS265-1350ACCE-051092

<https://www.ebooklibonline.com>

Hello dear friend!

Thank you very much for reading.

Enter the link into your browser.

The full manual is available for immediate download.

<https://www.ebooklibonline.com>