

**JOHN DEERE
344, 443, 444, 546,
642, 643, 644, 645,
842, AND 843 CORN
HEADS**



OPERATORS MANUAL

JOHN DEERE 344, 443, 444, 546, 642, 643,
644, 645, 842, AND 843 CORN HEADS

OMH84609 J2 English

OMH84609 J2

LITHO IN THE U.S.A.
ENGLISH





Suggest:

For more complete manuals. Please go to the home page.

<https://www.ebooklibonline.com>


If the above button click is invalid. Please download this document first, and then click the above link to download the complete manual.

Thank you so much for reading



To the Purchaser


This new corn head was carefully designed and manufactured to give years of dependable service. To keep it running efficiently, read the instructions in this operator's manual. Each section is clearly identified so you can easily find the information you need—whether it is operation, adjustments, lubrication, or service. Read the Table of Contents to learn where each section is located.

 This safety alert symbol identifies important safety messages in this manual. When you see this symbol, be alert to the possibility of personal injury and carefully read the message that follows.

"Right-hand" and "left-hand" sides are determined by facing in the direction the corn head will travel when in use.

Record your corn head serial number in the space provided on page 50. Your dealer needs this information to give you prompt, efficient service when you order parts. If your corn head requires replacement parts, go to your John Deere dealer where you can obtain Genuine John Deere parts—accept no substitutes.

The warranty on this corn head appears on your copy of the purchase order which you should have received from your dealer when you purchased the corn head.



<https://www.ebooklibonline.com>

Hello dear friend!

Thank you very much for reading.

Enter the link into your browser.

The full manual is available for immediate download.

<https://www.ebooklibonline.com>

<https://www.ebooklibonline.com>

Hello dear friend!

Thank you very much for reading.

Enter the link into your browser.


The full manual is available for immediate download.

<https://www.ebooklibonline.com>



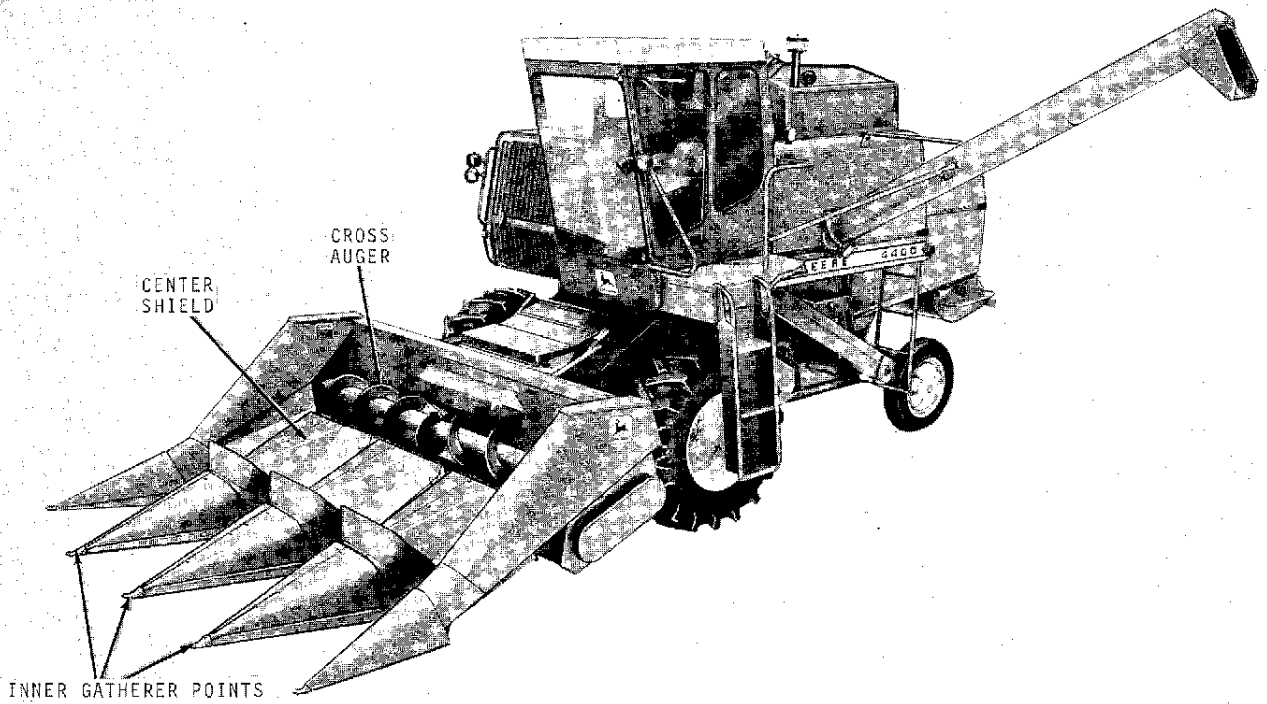
Contents

	Page
Operation	4-19
Safety Suggestions	20
Lubrication	21
Trouble Shooting	22-25
Service	26-29
Removing Corn Head	30-33
Storage	34
Installing Corn Head	35-44
Assembly	45-48
Specifications	49-50
Index	51-52



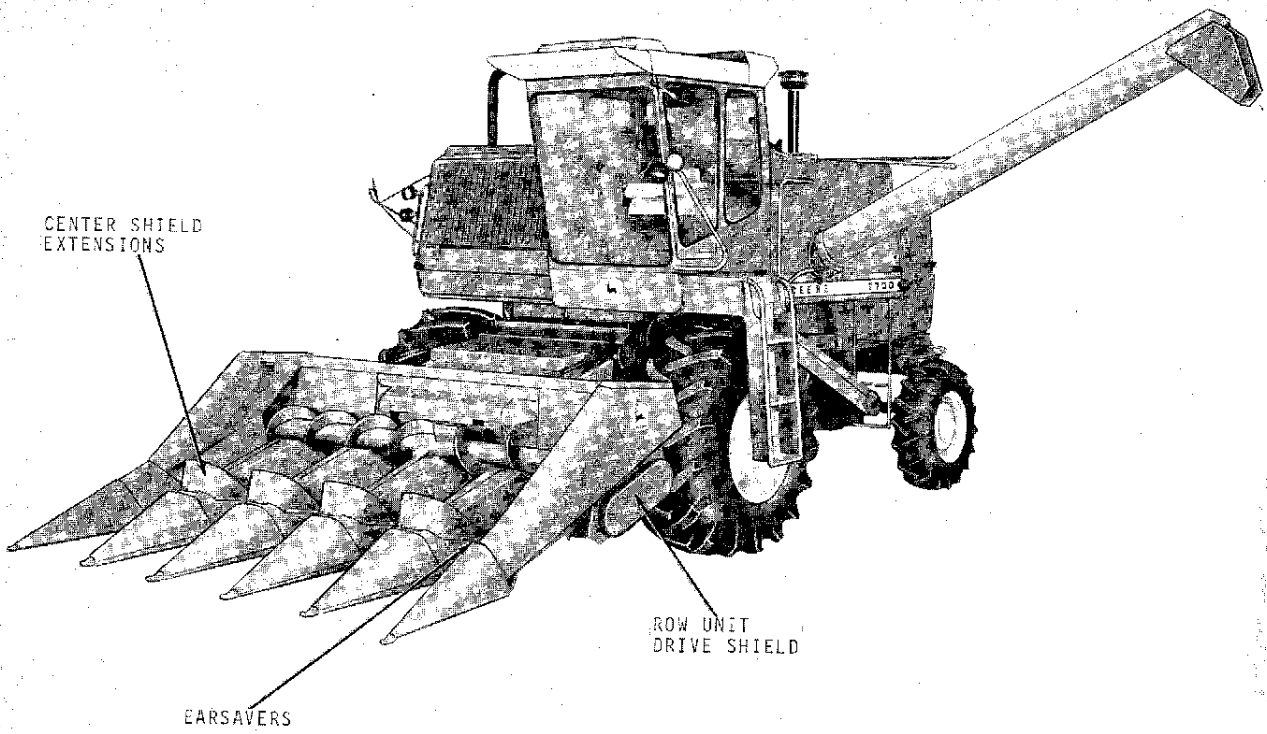
John Deere 344 Corn Head on 55 Combine

N 20349



H22833

John Deere 444 Corn Head on 4400 Combine



H22834

John Deere 546 Corn Head on 7700 Combine