

# 620 Series Hi-Crop Gasoline, All-Fuel and LP-Gas (Serial No. 6200000 and Up)



JOHN DEERE

## OPERATORS MANUAL


620 Series Hi-Crop Gasoline, All-Fuel and LP-Gas  
(Serial No. 6200000 and Up)

OMR2060 I7 English

OMR2060 I7

LITHO IN U.S.A.  
ENGLISH





## *To the Purchaser*

We welcome you to our ever-growing family of John Deere Tractor owners. We are confident that the dependable and economical performance of your John Deere Hi-Crop Tractor will prove that you made a wise choice.


The purpose of this manual is to acquaint you with the special features of your new Hi-Crop Tractor. Since, in most respects, it is just like a regular "620" Series Tractor, the instructions in this manual cover only those parts of your Hi-Crop Tractor which are different from the regular "620" Series Tractor.

Refer to the regular "620" Series Operator's Manual (Gasoline and All-Fuel or LP-Gas) which was delivered to you with your new Hi-Crop Tractor for additional information including description and location of controls, and how to start, stop, and operate your tractor with safety. Refer to the manual often for constructive and helpful suggestions on getting the most out of your Hi-Crop Tractor and keeping it running efficiently and economically.

Keep both this manual and the regular manual in a convenient place for quick and easy reference. Use them as a guide whenever questions arise. You have purchased a dependable, sturdy tractor, but only by operating and caring for it properly can you expect to receive the service and long life for which it was designed.

## ● TABLE OF CONTENTS ●

	<i>Page</i>
SPECIFICATIONS.....	3
Tractor Speeds.....	3
Dimensions.....	3
Shipping Weight.....	3
LUBRICATION.....	4-5
Final Drives.....	4
Brakes.....	4
Grease Fittings.....	5
RUBBER TIRE INFLATION CHART.....	6
USING THE DRAWBAR.....	7
WHEEL TREAD ADJUSTMENTS.....	8-9
GENERAL SERVICE INFORMATION.....	10-11
Final Drives.....	10
Drive Shaft.....	11
Rear Axle Shaft.....	11
Differential.....	11



**<https://www.ebooklibonline.com>**

Hello dear friend!

Thank you very much for reading.

Enter the link into your browser.

The full manual is available for immediate download.

**<https://www.ebooklibonline.com>**

**<https://www.ebooklibonline.com>**


Hello dear friend!

Thank you very much for reading.


Enter the link into your browser.

The full manual is available for immediate download.

**<https://www.ebooklibonline.com>**



*John Deere "620" Series Hi-Crop Tractor  
(Gasoline and All-Fuel)*



*John Deere "620" Series Hi-Crop Tractor  
(LP-Gas)*



**Suggest:**

**If the above button click is invalid.**

**Please download this document**

**first, and then click the above link**

**to download the complete manual.**

**Thank you so much for reading**

**SPECIFICATIONS**

Most of the specifications in the regular "620" Series Tractor Operator's Manual apply equally to your "620" Hi-Crop Tractor. The following, however, are different.

**TRACTOR SPEEDS**

<b>Gear</b>	<b>MPH with 13.6-38 Regular Tires</b>	<b>MPH with 12-38 Cane and Rice Tires</b>
First	1-1/2	1-1/2
Second	2-2/3	2-3/4
Third	3-2/3	3-3/4
Fourth	4-2/3	4-3/4
Fifth	6-2/3	6-3/4
Sixth	11-2/3	12
Reverse	3	3-1/4

**DIMENSIONS**

(With 13.6-38 Rear and 7.50-20 Front Tires)

Wheel Base.....	98-3/16 in.
Over-All Height.....	93 in.
Height to Radiator Cap.....	78-3/4 in.
Over-All Length.....	152-1/2 in.
Over-All Rear Width.....	77-3/4 in., min., 101-7/8 in., max.
Front Wheel Tread Adjustment.....	60, 66, 72, 78, and 84 in. Treads
Rear Wheel Tread Adjustment.....	60, 66, 72, 78, 84, and 90 in. Treads
Clearance.....	35 in. Front, 31-1/2 in. Rear
Turning Radius.....	16-1/2 Ft. Min. Tread
Drawbar Heights.....	15-1/4, 26-1/4, 33-1/4 in.
Power Take-Off Height.....	38-11/16 in.

**SHIPPING WEIGHT**

Tractor with 13.6-38 Tires.....	6990 lbs.
---------------------------------	-----------