

"70" Hi-Crop Tractor (Serial No. 70000001-Up)



JOHN DEERE

OPERATORS MANUAL "70" Hi-Crop Tractor (Serial No. 70000001-Up)

OMR2023 E3 English

OMR2023 E3

LITHO IN U.S.A.
ENGLISH




INTRODUCTION

In many respects your new John Deere Model "70" Hi-Crop Tractor is just like a John Deere Model "70" Tractor.

The instructions in this manual supplement those in the Operator's Manual for the Model "70" Tractor. They cover only those parts of your Hi-Crop Tractor which are different from the Model "70" Tractor.

Refer to your Model "70" Operator's Manual for description and location of controls and method of starting, stopping, and operating your Hi-Crop Tractor. Refer to it often for constructive and helpful suggestions on getting the most out of your "70" Hi-Crop Tractor.



29685

John Deere Model "70" Hi-Crop Tractor

SPECIFICATIONS

Most of the specifications in the Model "70" Tractor Operator's Manual apply equally to your "70" Hi-Crop Tractor. The following, however, are different.

TRACTOR SPEEDS

Gear	M.P.H. with 12-38 Regular Tires	M.P.H. with 13-38 Cane and Rice Tires
First	2-1/2	2-3/4
Second	3-1/2	3-3/4
Third	4-1/2	4-3/4
Fourth	6-1/2	7
Fifth	8-3/4	9-1/2
Sixth	12-1/2	13-1/2
Reverse	3-1/4	3-1/2

DIMENSIONS

(With 12-38 Rear and 7.50-20 Front Tires)

Wheel Base.....	98-13/16 in.
Over-All Height.....	101 in.
Height to Radiator Cap.....	78-3/4 in.
Over-All Length.....	153 in.
Over-All Rear Width.....	77-3/4 in., min.; 101-7/8 in., max.
Front Wheel Tread Adjustment.....	60, 66, 72, 78 and 84 in. Treads
Rear Wheel Tread Adjustment.....	60, 66, 72, 78, 84 and 90 in. Treads
Clearance.....	35 in. Front; 30-7/8 in. Rear
Turning Radius.....	16-1/2 ft. Min. Tread
Drawbar Heights.....	14-5/8, 25-5/8, 32-5/8 in.
Power Take-Off Height.....	37 in.

SHIPPING WEIGHT

Tractor with 12-38 Tires.....	7410 lbs.
-------------------------------	-----------

<https://www.ebooklibonline.com>

Hello dear friend!

Thank you very much for reading.

Enter the link into your browser.

The full manual is available for immediate download.

<https://www.ebooklibonline.com>

<https://www.ebooklibonline.com>

Hello dear friend!

Thank you very much for reading.

Enter the link into your browser.

The full manual is available for immediate download.

<https://www.ebooklibonline.com>

LUBRICATION

The regular Model "70" Tractor Operator's Manual contains complete instructions for periodic lubrication of all points of your Hi-Crop Tractor except those noted below. Of special importance are the following lubrication points:

Crankcase
Transmission
Air Cleaner
Powr-Trol
Oil Filter

See your Model "70" Tractor
Operator's Manual.

The only differences between lubrication of your Hi-Crop Tractor and a regular Model "70" Tractor are the final drives, brakes, and grease fittings. The following instructions cover these points:

Final Drives.

When transmission oil is changed, drain each final drive housing and refill to oil level plug (Figure 1), using chart below as a guide to proper weight of lubricant. Capacity of each final drive housing is 1-3/4 U.S. quarts.

TEMPERATURE-WEIGHT CHART FOR FINAL DRIVE LUBRICANT

Air Temperature	Weight of Oil
32° F. and up	SAE 90
Below 32° F.	SAE 80




Figure 1—Final Drive Housing

Brakes.

Lubricate outer brake bearings every 500 hours with regular engine oil of the same weight as is used in the crankcase. Reservoir is filled through upper 1/8-inch pipe plug hole located on the inside of outer brake shaft housing flange.



Suggest:

If the above button click is invalid.

Please download this document

first, and then click the above link

to download the complete manual.

Thank you so much for reading

Servicing Grease Fittings.

Service all grease fittings with pressure-gun grease, wiping off fittings beforehand.

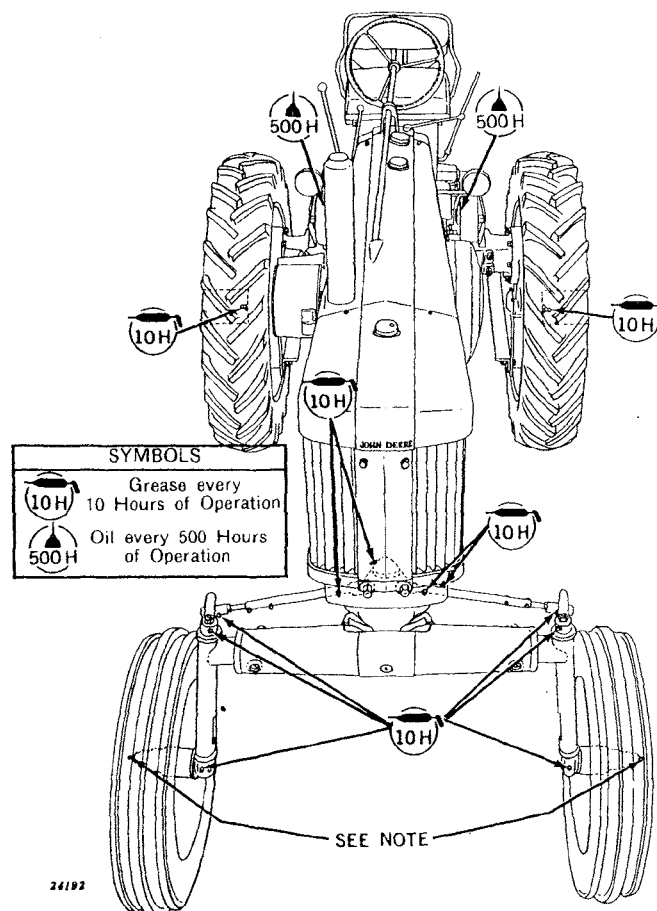


Figure 2—Lubrication Chart

NOTE: Front wheels are packed with wheel bearing grease at the factory and need cleaning and repacking every 6 months under normal conditions.

Where there is danger of mud and water getting into the front wheel bearings, due to operating in extremely wet and muddy conditions, grease front wheels every 10 hours with gun grease until the wheels can be removed and bearings cleaned and repacked with wheel bearing grease.