

KOBELCO

SERVICE MANUAL

HYDRAULIC EXCAVATOR

SK100

SK120LC

Applicable: SK100 YW-2801~

Applicable: SK120LC LP-5201~

S5LP0004E-02

02/93

Book code No.

S5LP0104E①

KOBELCO

SHOP MANUAL

SK100 SK120 (LC)

LP01

SPECIFICATION

TABLE OF CONTENTS

1. NAME OF COMPONENTS	1
2. GENERAL DIMENSIONS	2
3. SPECIFICATIONS AND PERFORMANCE	5
4. TYPE OF SHOES	6
5. TYPE AND COMBINATION OF ATTACHMENTS	7
6. WORKING RANGES OF ATTACHMENTS	10
7. LIFTING-UP ABILITY DIAGRAM	15
8. ENGINE SPECIFICATIONS	20



KOBE STEEL, LTD.

Applicable Machines

YW-2801~

LP-5201~

Revision	Date of Issue	Remarks
First edition	March, 1990	S5LP0104E K
First revision	December, 1991	S5LP0104E① K

<https://www.ebooklibonline.com>

Hello dear friend!

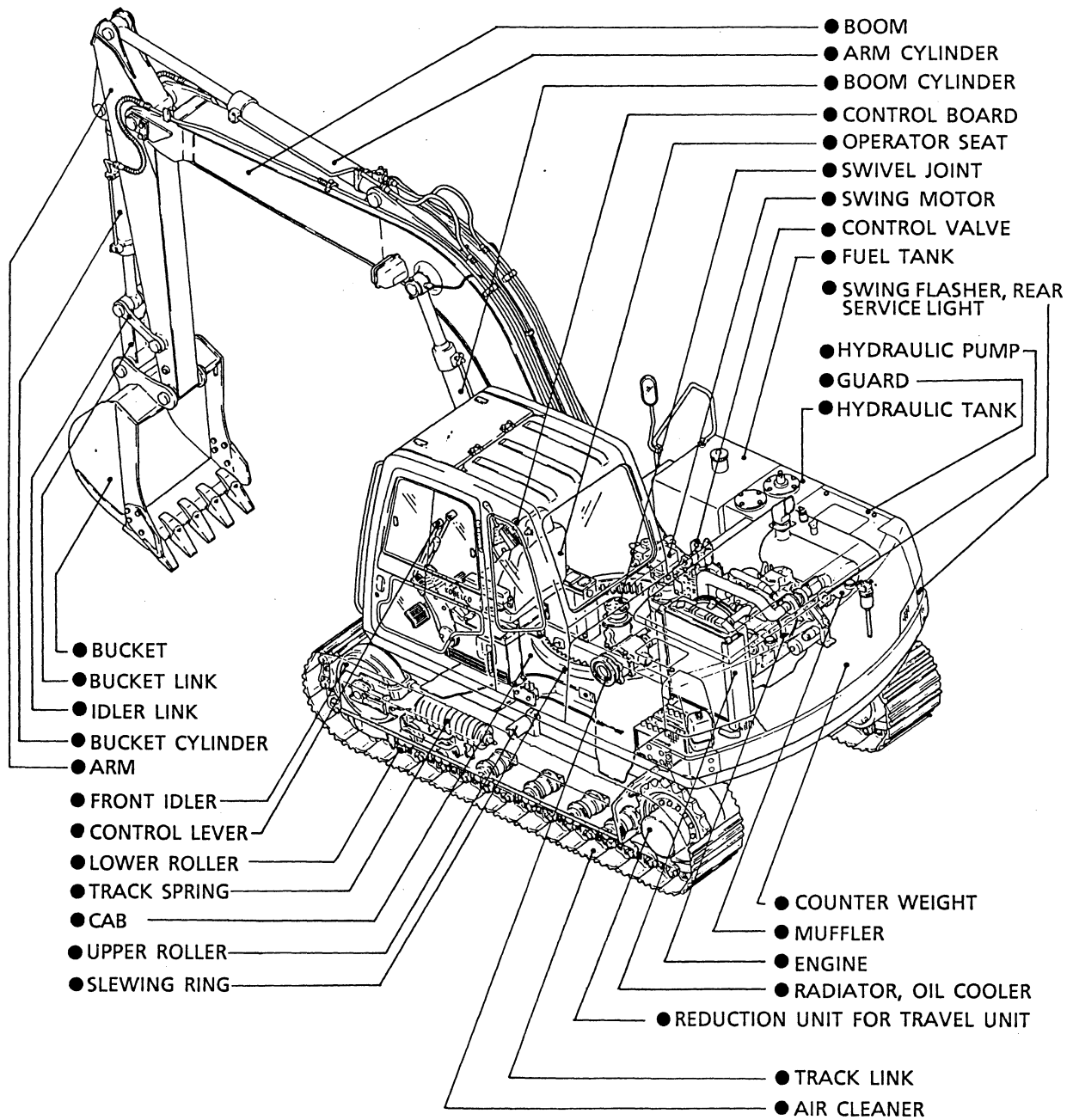
Thank you very much for reading.

Enter the link into your browser.

The full manual is available for immediate download.

<https://www.ebooklibonline.com>

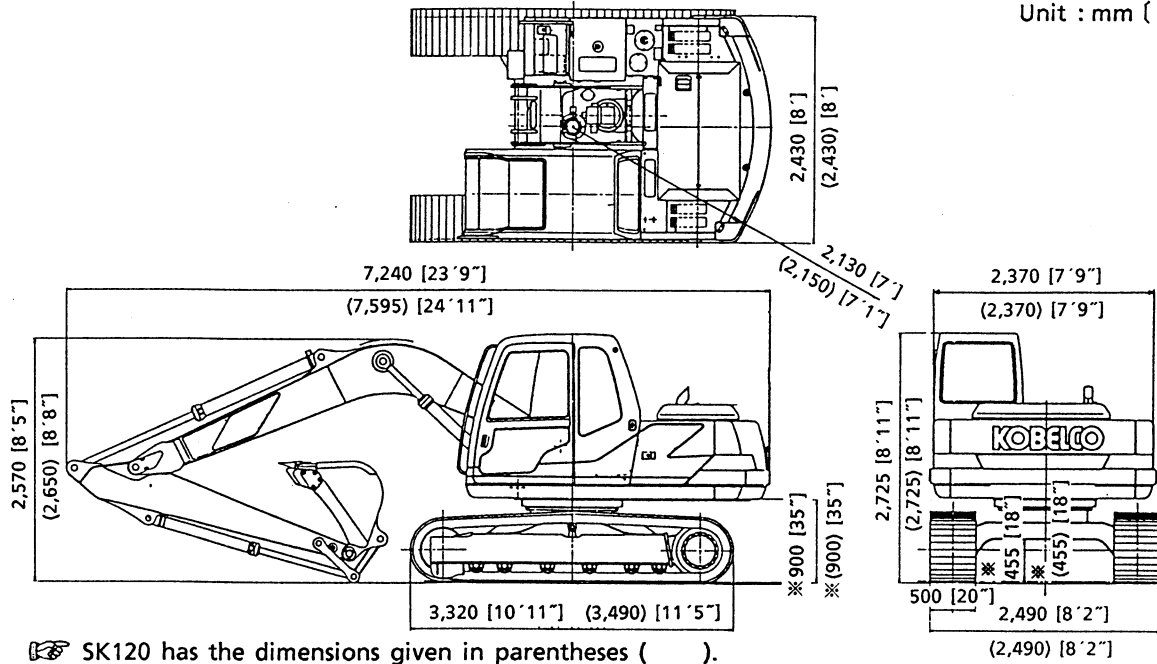
1. LOCATION OF COMPONENTS



2. GENERAL DIMENSIONS

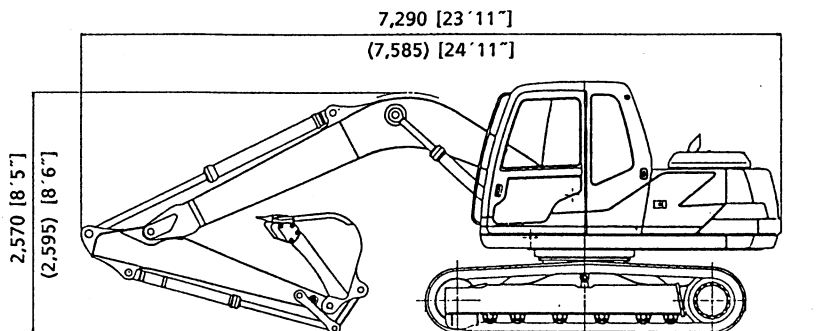
- SK100 ; 4.26m (14ft) BOOM + 2.27m (7ft 5in) ARM-ATTACHED STANDARD MACHINE
- SK120 ; 4.6m (15ft 1in) BOOM + 2.5m (8ft 2in) ARM-ATTACHED STANDARD MACHINE

Unit : mm (ft-in)

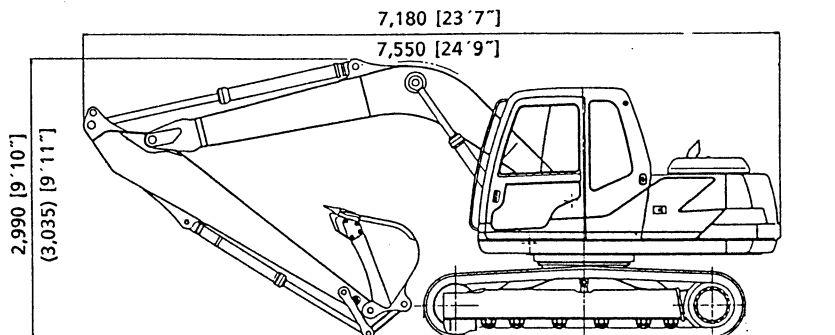


☞ SK120 has the dimensions given in parentheses ().

- SK100 ; WITH 4.26m (14ft) BOOM + 1.9m (6ft 3in) ARM
- SK120 ; WITH 4.6m (15ft 1in) BOOM + 2.1m (6ft 11in) ARM



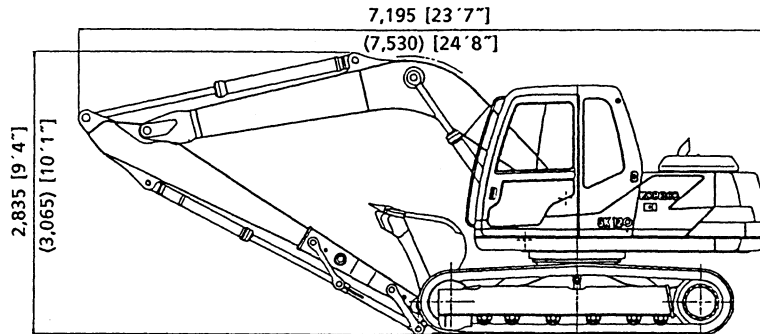
- SK100 ; WITH 4.26m (14ft) BOOM + 2.77m (9ft 1in) ARM
- SK120 ; WITH 4.6m (15ft 1in) BOOM + 3.0m (9ft 10in) ARM



☞ The figures marked ※ in the illustration do not include the shoe embossment (20mm) (0.78") .

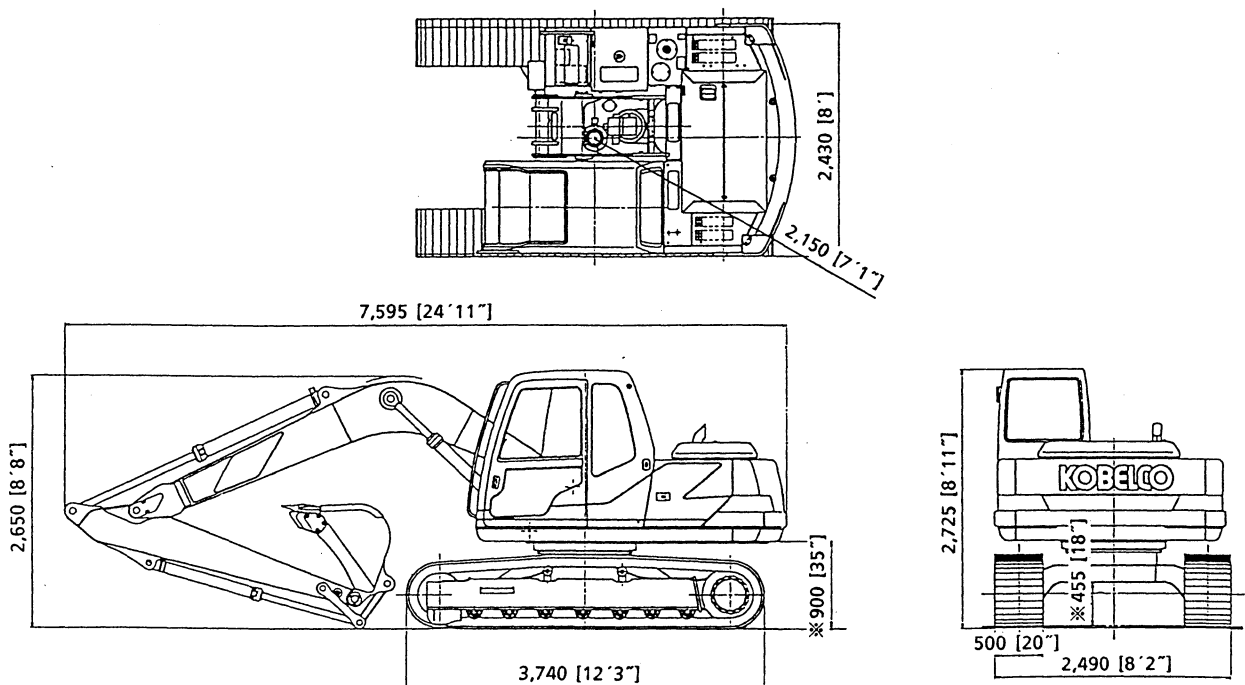
- SK100 ; WITH 4.26m (14ft) BOOM + 2.27m (7ft 5in) ARM + 0.6m (2ft) EXTENSION ARM
- SK120 ; WITH 4.6m (15ft 1in) BOOM + 2.5m (8ft 2in) ARM + 1.0m (3ft 3in) EXTENSION ARM

Unit : mm [ft-in]



☞ SK120 has the dimensions given in parentheses ().

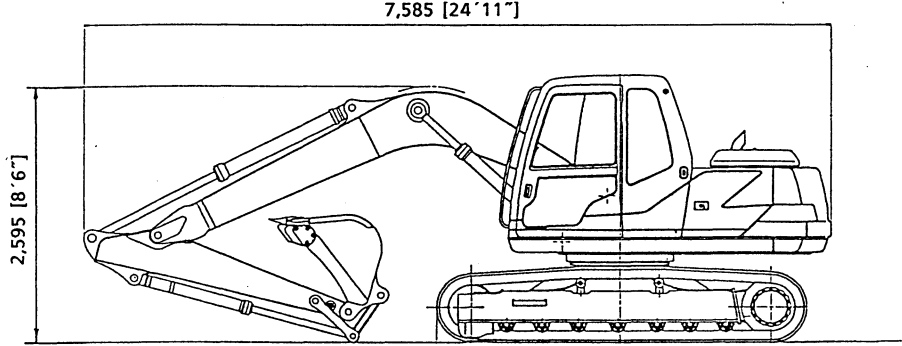
- SK120LC ; WITH 4.6m (15ft 1in) BOOM + 2.5m (8ft 2in) ARM-ATTACHED STAND



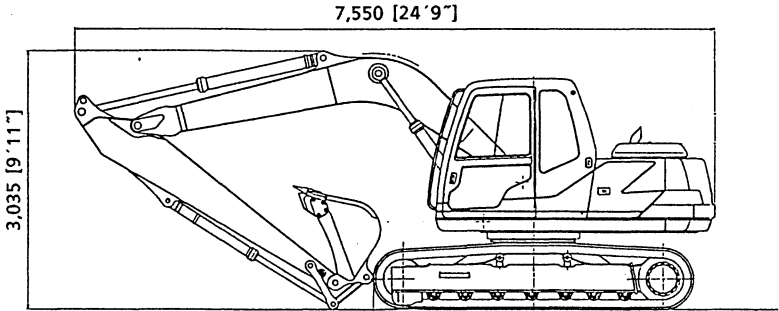
☞ The figures marked ※ in the illustration do not include the shoe embossment (20mm) (0.78").

■ SK120LC ; WITH 4.6m (15ft 1in) BOOM + 2.1m (6ft 11in) ARM

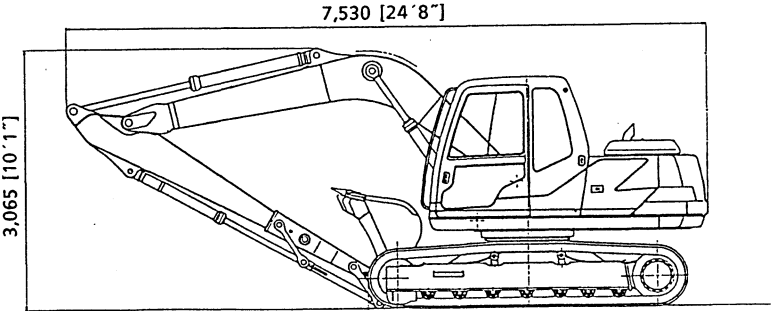
Unit : mm [ft-in]



■ SK120LC ; WITH 4.6m (15ft 1in) BOOM + 3.0m (9ft 10in) ARM



■ SK120LC ; WITH 4.6m (15ft 1in) BOOM + 2.5m (8ft 2in) ARM + 1.0m (3ft 3in) EXTENSION ARM



3. SPECIFICATIONS AND PERFORMANCE

■ SPEED AND CLIMBING ABILITY

Item	Model	SK100	SK120 · SK120LC
Swing speed		12.7rpm	←
Travel speed		7/4km/h (4.3/2.5 MPH)	←
Gradeability		35° (70%)	←

■ ENGINE

Item	Model	SK100	SK120 · SK120LC
Model		ISUZU 4BD1	ISUZU 4BD1T
Type		4-cycle, water-cooled direct injection type diesel	4-cycle, water-cooled direct injection type with turbo charger
Number of cylinder - Bore x Stroke		4 - 102mm(4in) x 118mm(4.64in)	←
Total displacement		3,856c.c. (235cuin)	←
Rated output power/revolution	JISD1005 Net	76ps/2,300rpm	85ps/2,150rpm
	SAEJ1349 Net	54.3Kw/2,300rpm	61.0Kw/2,150rpm
	DIN 6270 Net	53.0Kw/2,300rpm	59.3Kw/2,150rpm
Maximum torque/revolution	JISD1005 Net	24kgf·m / 1,600rpm	30kgf·m / 1,600rpm
	SAEJ1349 Net	228.8N·m / 1,600rpm	287.1N·m / 1,600rpm
	DIN 6270 Net	223.4N·m / 1,600rpm	279.2K·m / 1,600rpm

■ HYDRAULIC COMPONENTS

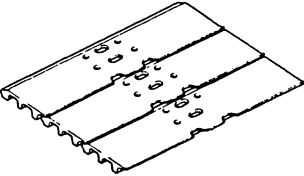
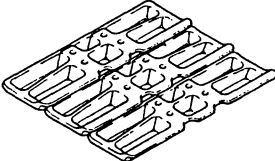
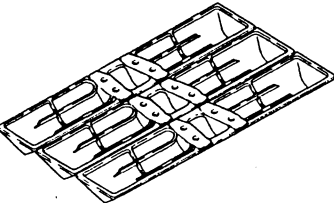
Item	Model	SK100	SK120 · SK120LC
Hydraulic pump		Double-pump variable displacement, axial piston + gear pump	←
Hydraulic motor (swing)		Axial piston motor	←
Hydraulic motor (travel)		Axial piston motor	←
Control valve		5-section multiple control valve + 1-section control valve (swing)	←
Cylinders (boom, arm, and bucket)		Double acting cylinder	←
Return filter		Safety valve containing filter type	←
Oil cooler		Air-cooled type	←

■ WEIGHT

Unit : kg (lbs)

Item	Model	SK100	SK120	SK120LC
Fully-equipped weight		10,500 (23,100)	11,500 (25,400)	11,700 (25,800)
Upper machinery		4,680 (10,300)	5,430 (12,000)	←
Lower machinery (with 500mm (20") grocer shoe)		4,100 (9,000)	4,150 (9,150)	4,350 (9,590)
Attachment [4.26m (14ft) boom + 2.27m (7ft5in) arm + 0.4m ³ (0.52cuyd) bucket]		1,720 (3,800)	—	—
Attachment [4.6m (15ft1in) boom + 2.5m (8ft2in) arm + 0.45m ³ (0.59cuyd) bucket]		—	1,930 (4,250)	←

4. TYPE OF SHOES

Shape	Model	Width of track shoe mm(ft-in)	Overall width of crawler mm(ft-in)	Ground contact Pressure kg/cm ² (psi)		
				STD, Arm	Short, Arm	Long, Arm
Grouser(equal height) 	SK100 41 link	500(20")	2,490(8'2")	0.36(5.12)	0.36(5.12)	0.36(5.12)
		600(24")	2,590(8'6")	0.30(4.27)	0.30(4.27)	0.31(4.41)
		700(27")	2,690(8'10")	0.26(3.70)	0.26(3.70)	0.26(3.70)
	SK120 43 link	500(20")	2,490(8'2")	0.38(5.40)	0.37(5.26)	0.38(5.40)
		600(24")	2,590(8'6")	0.32(4.55)	0.32(4.55)	0.32(4.55)
		700(27")	2,690(8'10")	0.28(3.98)	0.28(3.98)	0.28(3.98)
	SK120Lc 46 link	500(20")	2,490(8'2")	0.36(5.12)	0.36(5.12)	0.37(5.26)
		600(24")	2,590(8'6")	0.30(4.27)	0.30(4.27)	0.30(4.27)
		700(27")	2,690(8'10")	0.26(3.70)	0.26(3.70)	0.26(3.70)
Flat 	SK100 41 link	500(20")	2,490(8'2")	0.36(5.12)	0.36(5.12)	0.36(5.12)
		SK120 43 link	500(20")	2,490(8'2")	0.38(5.40)	0.37(5.26)
	SK120Lc 46 link	500(20")	2,490(8'2")	0.36(5.12)	0.35(5.00)	0.36(5.12)
Triangle 	SK100 41 link	800(32")	2,790(9'2")	0.23(3.27)	0.23(3.27)	0.23(3.27)
		SK120 43 link	800(32")	2,790(9'2")	0.24(3.41)	0.24(3.41)
	SK120Lc 46 link	800(32")	2,790(9'2")	0.23(3.27)	0.23(3.27)	0.23(3.27)

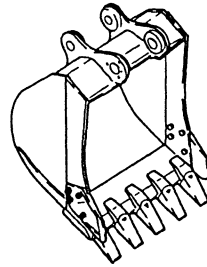
☞ ●600mm (24") shoes, flat shoes and 700mm (27") triangle shoes 800 (32") come in three types, wet land, paved road and soft land. Do not use them at sites with many stones and gravels in any circumstances.

●Note that if you operate such shoe-mounted machines in general civil construction work and in a dry riverbed, it will cause shoes to bend, bring about slackening of shoe bolts and damage to under frame parts (links, crawlers, etc.).

5. TYPE AND COMBINATION OF ATTACHMENTS

■ TYPES OF BUCKETS

HOE BUCKET



● SK100

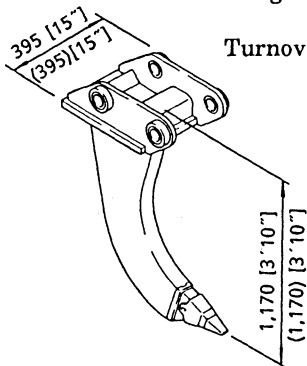
Heaped capacity m ³ (cuyd)	Outside width of bucket mm (ft-in)		No. of teeth	Presence or not of side cutter	Possibility of turnover	Weight kg (lbs)
	With side cutter	Without side cutter				
0.15(0.20)	—	450(1' 6")	3	No	Yes	200(440)
0.25(0.33)	—	560(1' 10")	3	No	Yes	260(570)
0.3(0.39)	750(2' 5")	650(2' 2")	4	Yes	Yes	300(660)
0.35(0.46)	840(2' 9")	730(2' 5")	4	Yes	Yes	320(710)
0.4(0.52)	920(3' 0")	820(2' 8")	4	Yes	Yes	340(750)
0.45(0.59)	1,010(3' 4")	900(2' 11")	5	Yes	Yes	360(790)

● SK120,SK120LC

Heaped capacity m ³ (cuyd)	Outside width of bucket mm (ft-in)		No. of teeth	Presence or not of side cutter	Possibility of turnover	Weight kg (lbs)
	With side cutter	Without side cutter				
0.3(0.39)	730(2' 5")	630(1' 6")	4	Yes	Yes	300(660)
0.35(0.46)	820(2' 8")	720(2' 4")	4	Yes	Yes	320(710)
0.4(0.52)	900(2' 11")	800(2' 7")	4	Yes	Yes	340(750)
0.45(0.59)	980(3' 3")	880(2' 11")	5	Yes	Yes	370(820)
0.5(0.65)	1,060(3' 6")	960(3' 2")	5	Yes	Yes	380(840)
0.6(0.78)	1,230(4' 1")	1,130(3' 8")	5	No	Yes	400(880)

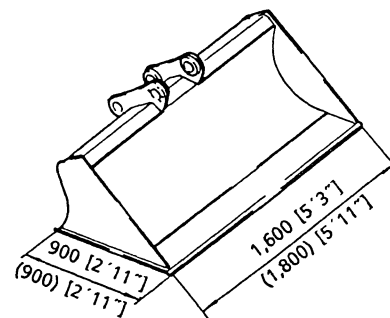
☞ SK120·SK120LC has the dimensions given in parentheses ().

RIPPER



Weight: 250kg (550 lbs)
[250kg (550 lbs)]
Turnover not possible

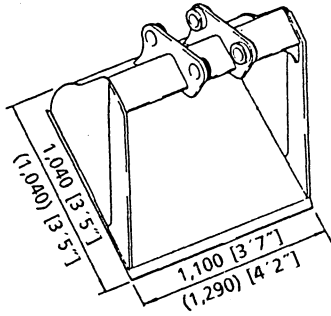
SLOPE FINISHING BUCKET



Weight: 480kg (1060 lbs)
[550kg (1210 lbs)]
Turnover not possible

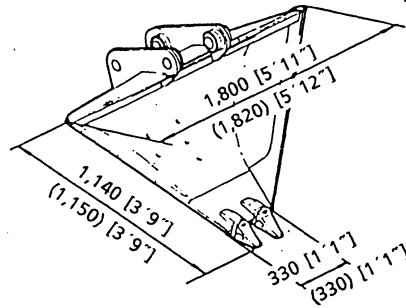
SCRAPER BUCKET

Capacity: 0.45 m³ [0.59cuyd]
 (0.55m³) [0.72cuyd]
 Weight: 380kg [840 lbs]
 Turnover not possible



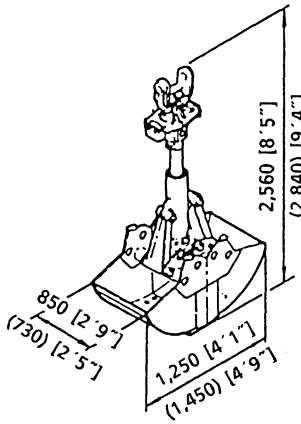
V - BUCKET

Capacity : 0.38 m³ [0.5 cuyd]
 (0.38m³) [0.5 cuyd]
 Weight : 280kg [620 lbs]
 (290kg) [640 lbs]
 Turnover not possible



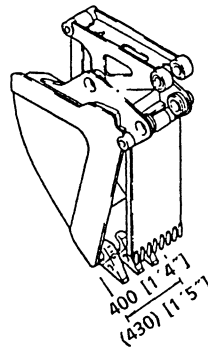
CLAMSHELL BUCKET

Capacity : 0.4 m³ [0.52cuyd]
 (0.4 m³) [0.52cuyd]
 Weight : 780kg (1,720 lbs)
 (780kg) (1,720 lbs)
 Width of opening :
 1,570mm [5ft 2in]
 (1,570mm) [5ft 2in]



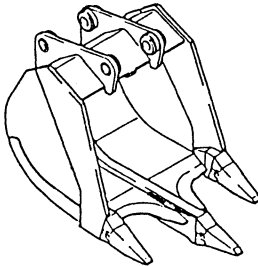
BUCKET WITH EJECTOR

Capacity: 0.2 m³ [0.26cuyd]
 (0.2m³) [0.26cuyd]
 Weight : 400kg [880 lbs]
 400kg [880 lbs]
 Turnover not possible



RIPPER BUCKET

Capacity: 0.3 m³ [0.39cuyd]
 (0.3m³) [0.39cuyd]
 Weight : 550kg [1,210 lbs]
 550kg [1,210 lbs]
 Turnover not possible



■ DIGGING FORCE

	Arm + Bucket	Digging force ton (UK ton)	
		Arm	Bucket
SK100	1.9M + 0.45m ³ (6'3" + 0.59cuyd)	6.4 (6.3)	7.5 (7.4)
	2.27M + 0.40m ³ (7'5" + 0.52cuyd)	5.6 (5.5)	↑
	2.77M + 0.35m ³ (9'1" + 0.46cuyd)	4.9 (4.8)	↑
SK120	2.1M + 0.50m ³ (6'11" + 0.65cuyd)	6.8 (6.7)	7.7 (7.6)
	2.5M + 0.45m ³ (8'2" + 0.59cuyd)	6.1 (6.0)	↑
	3.0M + 0.35m ³ (9'10" + 0.46cuyd)	5.4 (5.3)	↑

■ COMBINATIONS OF ATTACHMENTS

● SK100

Type	Bucket			Applicable arm			
	JIS heaped capacity m ³ (cuyd)	SAE heaped capacity m ³ (cuyd)	JIS-SAE struck capacity m ³ (cuyd)	1.9m (6ft3in) arm	2.27m (7ft5in) arm	2.77m (9ft1in) arm	2.27m(7ft5in) arm + 0.6m (1ft11in) extension arm
Hoe bucket	0.15 (0.20)	0.17 (0.22)	0.13 (0.17)	○	○	○	○
	0.25 (0.33)	0.28 (0.37)	0.22 (0.29)	○	○	○	○
	0.30 (0.39)	0.34 (0.44)	0.26 (0.34)	○	○	○	◎
	0.35 (0.46)	0.40 (0.52)	0.30 (0.39)	○	○	◎	△
	0.40 (0.52)	0.46 (0.60)	0.35 (0.46)	○	◎	△	×
	0.45 (0.59)	0.52 (0.68)	0.38 (0.50)	◎	△	×	×
Clamshell bucket	0.40 (0.52)	—	—	○	○	×	×
Slope finishing bucket	Width × depth 0.9m × 1.6m (2ft11in × 5ft3in)	—	—	△	△	△	△
Ripper	—	—	—	○	○	×	×
V-bucket	0.38 (0.50)	0.46 (0.60)	0.30 (0.39)	△	△	△	△
Scraper bucket	0.45 (0.59)	0.51 (0.67)	0.38 (0.50)	△	△	△	△
Bucket with ejector	0.20 (0.26)	0.22 (0.29)	0.19 (0.25)	○	○	○	○

● SK120,SK120LC

Type	Bucket			Applicable arm			
	JIS heaped capacity m ³ (cuyd)	SAE heaped capacity m ³ (cuyd)	JIS-SAE struck capacity m ³ (cuyd)	2.1m (6ft11in) arm	2.5m (8ft2in) arm	3.0m (9ft10in) arm	2.5m (8ft2in) arm + 1.0 m (3ft3in) extension arm
Hoe bucket	0.30 (0.39)	0.34 (0.44)	0.26 (0.34)	○	○	○	◎
	0.35 (0.46)	0.40 (0.52)	0.30 (0.39)	○	○	◎	△
	0.40 (0.52)	0.46 (0.60)	0.35 (0.46)	○	○	△	×
	0.45 (0.59)	0.52 (0.68)	0.38 (0.50)	○	◎	×	×
	0.50 (0.65)	0.58 (0.76)	0.42 (0.55)	◎	△	×	×
	0.60 (0.78)	0.70 (0.91)	0.52 (0.68)	△	×	×	×
Clamshell bucket	0.40 (0.52)	—	—	○	○	×	×
Slope finishing bucket	Width × depth 0.9m × 1.8m (2ft11in × 5ft11in)	—	—	△	△	△	△
Ripper	—	—	—	○	○	×	×
V-bucket	0.38 (0.50)	0.46 (0.60)	0.30 (0.39)	△	△	△	△
Scraper bucket	0.55 (0.72)	0.65 (0.85)	0.42 (0.55)	△	△	△	△
Bucket with ejector	0.20 (0.26)	0.22 (0.29)	0.19 (0.25)	○	○	○	○

◎ Standard combinations

○ General operation : Digging and loading of sand, gravels and clay-mixed soil

△ Light operation : Operations mainly consisting of loading of loose sand and soil
(for instance, operations in paddy fields and loading of sand and gravels)

× Not usable : Do not operate in such combinations as guarantee does not cover them.

⚠ ● If a bucket other than hoe buckets is used to execute turnover operation, it will cause damage to the arm and the bucket.

● The combinations other than those mentioned in the above table can not be used in principle. For details, contact us.



Book code No.

S5 LP03_{04E}

SHOP MANUAL

SK 100
SK 120

**LOCATION AND WEIGHT
OF COMPONENTS**

TABLE OF CONTENTS

LP03

1. LOCATION OF COMPONENTS	1
2. WEIGHT OF COMPONENTS	2
3. TRANSPORTATION WEIGHT	3

Applicable Machines

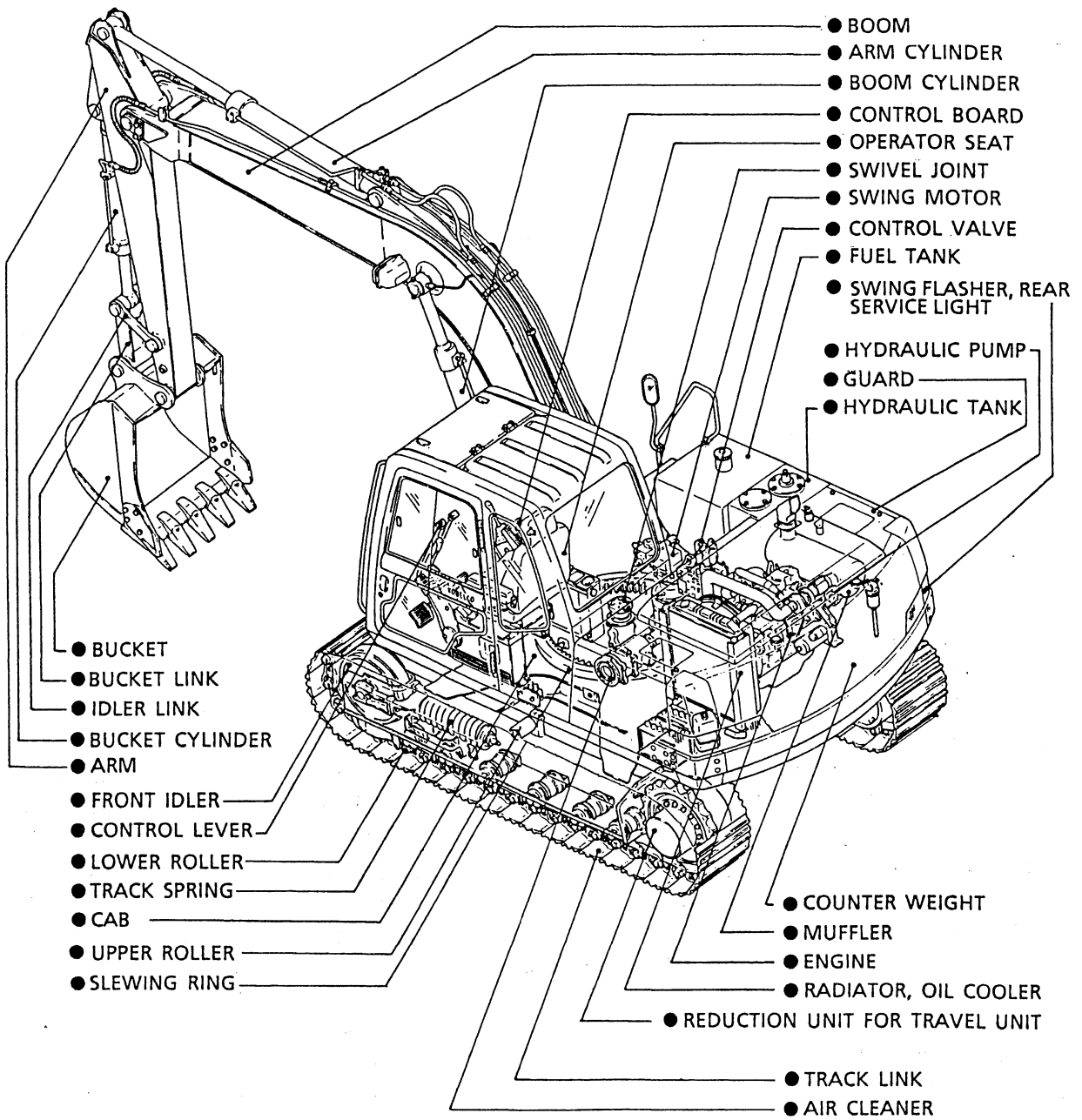
YW-2801~

LP-5201~

YP-1601~

Revision	Date of Issue	Remarks
First edition	March, 1990	S5LP0304E K

1. LOCATION OF COMPONENTS



2. WEIGHT OF COMPONENTS

Unit : kg (lbs)

Item	Model	SK100	SK120	SK120Lc
Complete Machine (std Export 500mm (20") shoe		10,500(23,100)	11,500(25,300)	11,700(25,800)
1. Upper Frame Assy (incl. 1.1~1.9)		4,680(10,300)	5,425(11,950)	←
1.1 · Counter-weight		1,300(2,870)	2,050(4,500)	←
1.2 · Cab		260(570)	←	←
1.3 · Boom cylinder		※ 90(200) × 2	※ 100(220) × 2	←
1.4 · Engine, radiator		※ 340(750)	※ 390(860)	←
1.5 · Pump assy		85(190)	←	←
1.6 · Control valve		105(230)	←	←
1.7 · Fuel tank		※ 75(160)	←	←
1.8 · Hydraulic tank		※ 105(230)	←	←
1.9 · Swing motor & reduction unit		※ 150(330)	※ 150(330)	←
2. Lower frame assy (incl. 2.1~2.9)		4,100(9,000)	4,150(9,100)	4,350(9,600)
2.1 · Swing ring		150(330)	←	←
2.2 · Travel motor & reduction unit		※ 170(370)	←	←
2.3 · Idler assy		65(140) × 2	←	←
2.4 · Lower roller assy		26(57) × 12	←	26(57) × 14
2.5 · Upper roller assy		8(18) × 2	←	←
2.6 · Track tension assy		56(120) × 2	←	←
2.7 · Sprocket		37(82) × 2	←	←
2.8 · Swivel joint		30(66)	←	←
2.9 · Track link with 500mm (20") shoe assy		1,360(3,000)	1,425(3,100)	1,510(3,330)
· Track link with 600mm (24") shoe assy		1,640(3,600)	1,720(3,800)	1,830(4,300)
· Track link with 700mm (27") shoe assy		1,770(3,900)	1,860(4,100)	1,990(4,390)
2.9.2 · Track link		270(600) × 2	285(630) × 2	290(640) × 2
3. Attachment (incl. 3.1~3.3)		1,720(3,792)	1,930(4,250)	←
3.1 · Bucket assy 0.4m ³ (0.52cuyd)		350(772)	390(860)	←
3.2 · Arm assy (2.27m (7ft-5in) STD.) (incl. following) (2.5m (8ft-2in) STD.) (incl. following)		490(1,080)	565(1,200)	←
3.2.1 · · Arm		310(688)	380(840)	←
3.2.2 · · Bucket cylinder		※ 86(190)	←	←
3.2.3 · · Idler link		32(71)	34(75)	←
3.2.4 · · Bucket link		34(75)	48(110)	←
3.2.5 · · Pin (2 pcs for mounting the arm cylinder and the bucket)		19(42)	←	←
3.3 · Boom assy (includes the following :)		875(1,930)	970(2,100)	←
3.3.1 · · Boom		730(1,610)	800(1,780)	←
3.3.2 · · Arm cylinder		※ 130(280)	※ 155(340)	←
3.3.3 · · Pin (mounting the arm)		15(33)	←	←
4. Oil, grease, water, etc. (incl. 4.1~4.3)		360(790)	←	←
4.1 · · Hydraulic oil, engine oil		133(290)	←	←
4.2 · · Fuel		205(450)	←	←
4.3 · · Water		22(49)	←	←

※ mark dry weight.

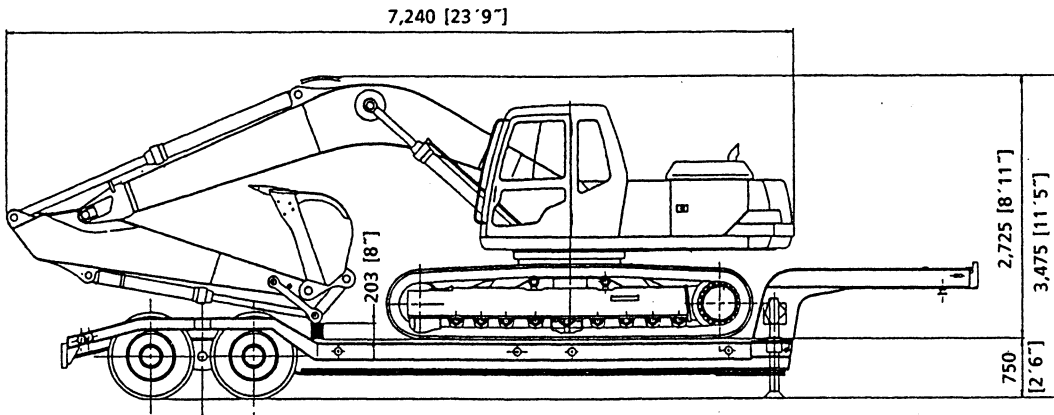
3. TRANSPORTATION WEIGHT

● PRINCIPAL PARTICULARS OF A FULLY-EQUIPPED MACHINE ON A TRAILER

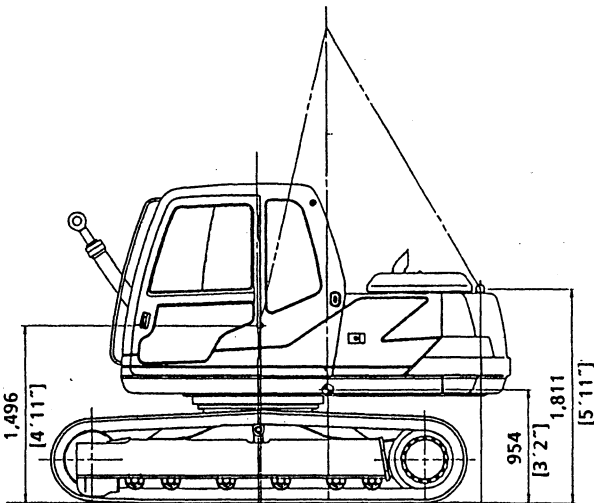
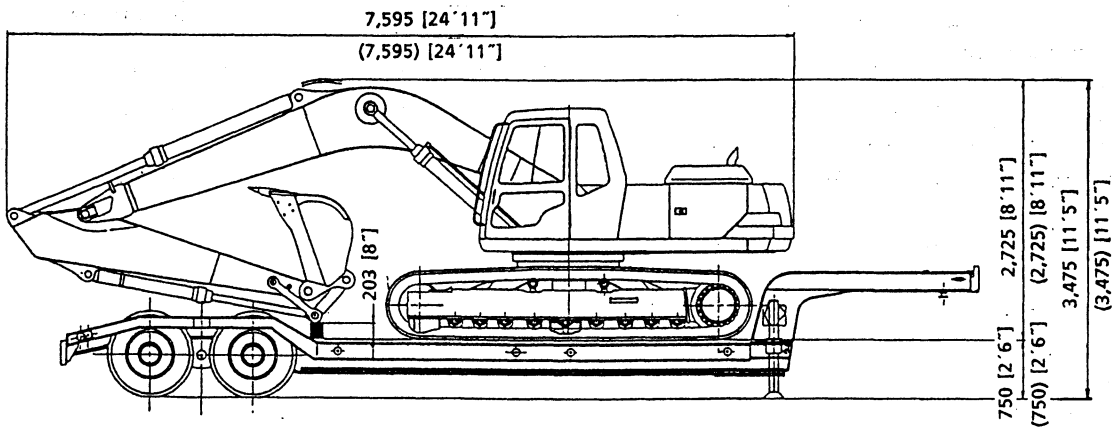
Unit: mm (ft-in)

Model	SK100	SK120	SK120LC
Total width	2,490mm [8 ft-2 in]	←	←
Weight	10.5ton[23,150 lbs](STD)	11.5ton[25,350 lbs](STD)	11.7ton[25,790 lbs](STD)

SK100



SK120, SK120LC

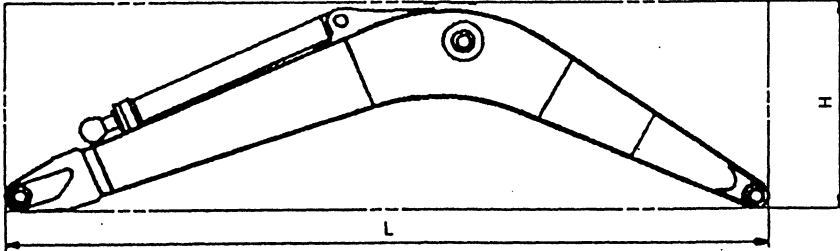


● BASIC MACHINE LIFTING

	SK100	SK120LC
Width	2,490mm (8ft-2in)	←
Weight	4.8ton (10,600 lbs)	5.6ton (12,300 lbs)

● PRINCIPAL PARTICULARS OF BOOM

Range	Model	SK100	SK120	SK120Lc
Total length x total height x total width L x H x W m [ft-in]		4.42 x 1.23 x 0.58 [14'6" x 4' x 1'11"]	4.76 x 1.34 x 0.58 [15'7" x 4'5" x 1'11"]	←
Weight kg [lbs]		800 [1,760]	940 [2,070]	←

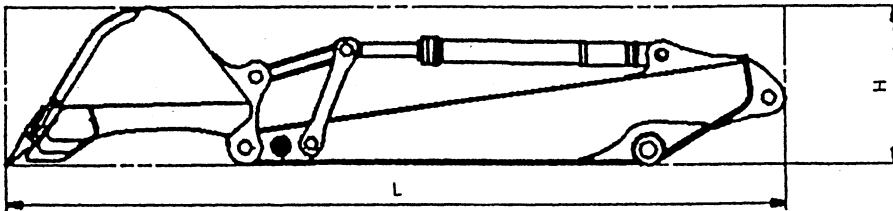


● PRINCIPAL PARTICULARS OF ARM + BUCKET (SK100)

Combination	1.9m[6ft-3in] arm + 0.45m ³ [0.59cuyd] bucket	2.27m[7ft-5in] arm + 0.4m ³ [0.52cuyd] bucket	2.77m[9ft-1in] arm + 0.35m ³ [0.46cuyd] bucket
Total length x total height x total width L x H x W m [ft-in]	3.76 x 0.80 x 1.01 [12'4" x 2'7" x 3'4"]	4.14 x 0.80 x 0.92 [13'7" x 2'7" x 3']	4.63 x 0.80 x 0.84 [15'2" x 2'7" x 2'9"]
Weight kg [lbs]	820 [1,810]	840 [1,850]	870 [1,920]

● PRINCIPAL PARTICULARS OF ARM + BUCKET (SK120,SK120LC)

Combination	2.1m[6ft-11in] arm + 0.5m ³ [0.65cuyd] bucket	2.5m[8ft-2in] arm + 0.45m ³ [0.59cuyd] bucket	3.0m[9ft-10in] arm + 0.35m ³ [0.46cuyd] bucket
Total length x total height x total width L x H x W m [ft-in]	4.04 x 0.81 x 1.06 [13'3" x 2'8" x 3'6"]	4.44 x 0.81 x 0.98 [14'7" x 2'8" x 3'3"]	4.99 x 0.81 x 0.82 [16'4" x 2'8" x 2'8"]
Weight kg [lbs]	910 [2,010]	940 [2,070]	970 [2,140]

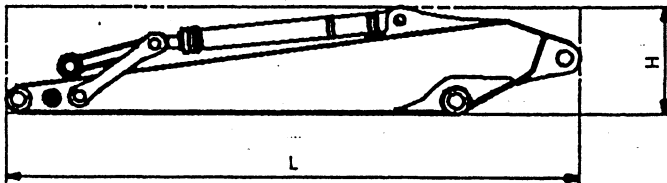


● PRINCIPAL PARTICULARS OF ARM (SK100)

Length of arm	1.9m[6ft-3in] arm	2.27m[7ft-5in] arm	2.77m[9ft-1in] arm
Total length x total height x total width LxHxW m [ft-in]	2.62 x 0.67 x 0.35 [8'7" x 2'2" x 1'2"]	3.00 x 0.62 x 0.35 [9'10" x 2' x 1'2"]	3.49 x 0.64 x 0.35 [11'5" x 2'1" x 1'2"]
Weight kg [lbs]	440 [970]	480 [1,060]	530 [1,170]

● PRINCIPAL PARTICULARS OF ARM (SK120,SK120LC)

Length of arm	2.1m[6ft-11in] arm	2.5m[8ft-2in] arm	3.0m[9ft-10in] arm
Total length x total height x total width LxHxW m [ft-in]	2.87 x 0.64 x 0.38 [9'5" x 2'1" x 1'3"]	3.28 x 0.61 x 0.38 [10'9" x 2' x 1'3"]	3.82 x 0.63 x 0.38 [12'6" x 2'1" x 1'3"]
Weight kg [lbs]	500 [1,100]	550 [1,210]	630 [1,390]



● PRINCIPAL PARTICULARS OF BUCKET (SK100)

Type	Hoe bucket			
Total length x total height x total width LxHxW m [ft-in]	1.17 x 1.04 x 0.56 [3'10" x 3'5" x 1'10"]	1.17 x 1.04 x 0.75 [3'10" x 3'5" x 2'6"]	1.17 x 1.04 x 0.84 [3'10" x 3'5" x 2'9"]	1.17 x 1.04 x 0.92 [3'10" x 3'5" x 3']
Weight kg [lbs]	260 [570]	300 [660]	320 [710]	340 [750]
Bucket capacity m ³ [cuyd]	0.25 [0.33]	0.3 [0.39]	0.35 [0.46]	0.4 [0.52]
Type	Hoe bucket	V-bucket	Slope finishing bucket	Ripper
Total length x total height x total width LxHxW m [ft-in]	1.17 x 1.04 x 1.01 [3'10" x 3'5" x 3'4"]	1.29 x 0.64 x 1.81 [4'3" x 2'1" x 5'11"]	0.99 x 0.73 x 1.60 [3'3" x 2'5" x 5'3"]	1.18 x 0.60 x 0.40 [3'10" x 2' x 1'4"]
Weight kg [lbs]	360 [790]	280 [620]	480 [1,060]	250 [550]
Bucket capacity m ³ [cuyd]	0.45 [0.59]	0.38 [0.5]	0.31 [0.41]	—
Type	Scraper bucket	Bucket with ejector		
Total length x total height x total width LxHxW m [ft-in]	1.21 x 0.80 x 1.10 [4' x 2'7" x 3'7"]	1.30 x 0.95 x 0.43 [4'3" x 3'1" x 1'5"]		
Weight kg [lbs]	380 [840]	280 [620]		
Bucket capacity m ³ [cuyd]	—	—		



Suggest:

For more complete manuals. Please go to the home page.

<https://www.ebooklibonline.com>

If the above button click is invalid. Please download this document first, and then click the above link to download the complete manual.

Thank you so much for reading

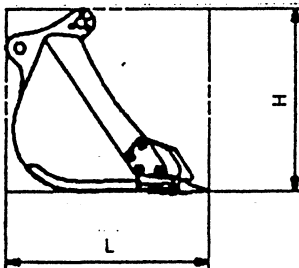
● PRINCIPAL PARTICULARS OF BUCKET (SK120,SK120Lc)

Type	Hoe bucket			
Total length x total height x total width LxHxW m [ft-in]	1.18x1.08x0.74 [3'10"x3'7"x2'5"]	1.18x1.08x0.82 [3'10"x3'7"x2'8"]	1.18x1.08x0.90 [3'10"x3'7"x2'11"]	1.18x1.08x0.98 [3'10"x3'7"x3'3"]
Weight kg [lbs]	300 [660]	320 [710]	340 [750]	370 [820]
Bucket capacity m ³ [cuyd]	0.3 [0.39]	0.35 [0.46]	0.4 [0.52]	0.45 [0.59]

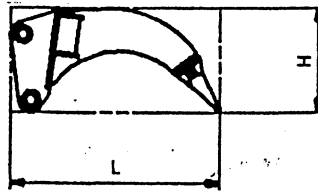
Type	Hoe bucket		V-bucket	Slope finishing bucket
Total length x total height x total width LxHxW m [ft-in]	1.18x1.08x1.06 [3'10"x3'7"x3'6"]	1.18x1.08x1.13 [3'10"x3'7"x3'8"]	1.25x0.65x1.79 [4'1"x2'2"x5'10"]	1.01x0.79x1.80 [3'4"x2'7"x5'11"]
Weight kg [lbs]	380 [838]	400 [882]	290 [640]	550 [1,200]
Bucket capacity m ³ [cuyd]	0.5 [0.65]	0.6 [0.78]	0.38 [0.5]	0.4 [0.52]

Type	Ripper	Bucket with ejector	Ripper bucket
Total length x total height x total width LxHxW m [ft-in]	1.17x0.59x0.44 [3'10"x1'11"x1'5"]	1.30x0.95x0.45 [4'3"x3'1"x1'6"]	1.57x0.95x0.85 [5'2"x3'1"x2'9"]
Weight kg [lbs]	250 [550]	280 [620]	550 [1,210]
Bucket capacity m ³ [cuyd]	—	0.2 [0.26]	0.3 [0.39]

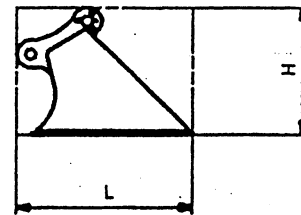
● Hoe bucket



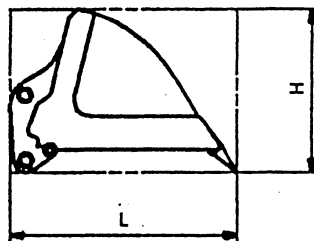
● Ripper



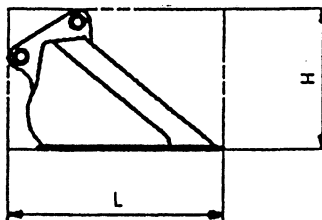
● Slope finishing bucket



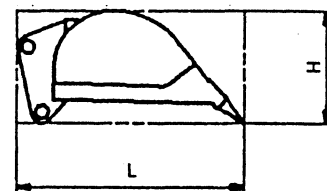
● Bucket with ejector



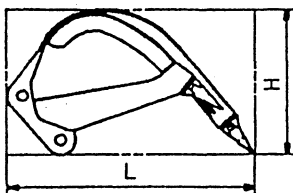
● Scraper bucket



● V-bucket



● Ripper bucket





Book code No. S5LP0405E

SHOP MANUAL

SK100 SK120

MAINTENANCE STANDARDS AND TEST PROCEDURES

TABLE OF CONTENTS

LP04

1. GENERAL	1
2. PRESSURE MEASUREMENT AND ADJUSTMENT	
2.1 Equipment to be Prepared	2
2.2 Standard Measuring Condition	2
2.3 Reading the Engine Revolution	2
2.4 Adjusting the Engine Revolution by Mechatro Controller	
2.5 Setting the Engine Stop and High Positions	3
2.6 Setting the Engine Revolution	6
2.7 Procedure for Adjusting the Variable Loading Mode	6
2.8 Pressure Measuring Positions	6
2.9 Measuring and Adjusting the Circuit Pressure	7
2.10 Performance Inspection Standard	9
2.11 Procedure for Adjusting the Pressure of Independent Relief Valves	11
2.12 Procedure for Measurement and Adjustment of Negative Control Relief Pressure	12
2.13 Measuring the Pressure of Pump (P2) in Loading Mode	13
2.14 Measuring the secondary pressure of KPSS Solenoid Proportionate Valve	13
3. CYLINDER SPEED	14
4. CYLINDER OIL TIGHTNESS	16
5. SWING PERFORMANCE	18
6. TRAVEL PERFORMANCE	20
7. OIL DRAIN FROM MOTORS	22
8. PLAY OF SWING BEARING	24

<https://www.ebooklibonline.com>

Hello dear friend!

Thank you very much for reading.

Enter the link into your browser.

The full manual is available for immediate download.

<https://www.ebooklibonline.com>