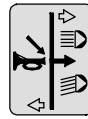



MASSEY FERGUSON

4400 SERIES




1

General




2

Engine




3

Electrical system




4

Power transmission




50

Brakes




60

Front axle and steering system




70

Frame and wheels



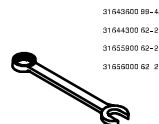
80

Cab and shields



90

Hydraulics







31643600 99-4A
31644300 62-2
31655900 62-2
31656200 62 2

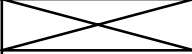
100

Tools



10. General

11. General	
12. Layout	
13. Repair	
14. Maintenance	

11. GENERAL		Model	Code	Page
	3.1.2005	4400	110	1

Contents

11 General:

111.1 ... Overview of the tractor	1
111.2 ... Construction of the tractor	3
111.3 ... Dimensions of the tractor	5
111.4 ... Fixing points for implements	7
111.5 ... General information of the tractor	9

<https://www.ebooklibonline.com>

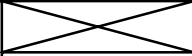
Hello dear friend!

Thank you very much for reading.

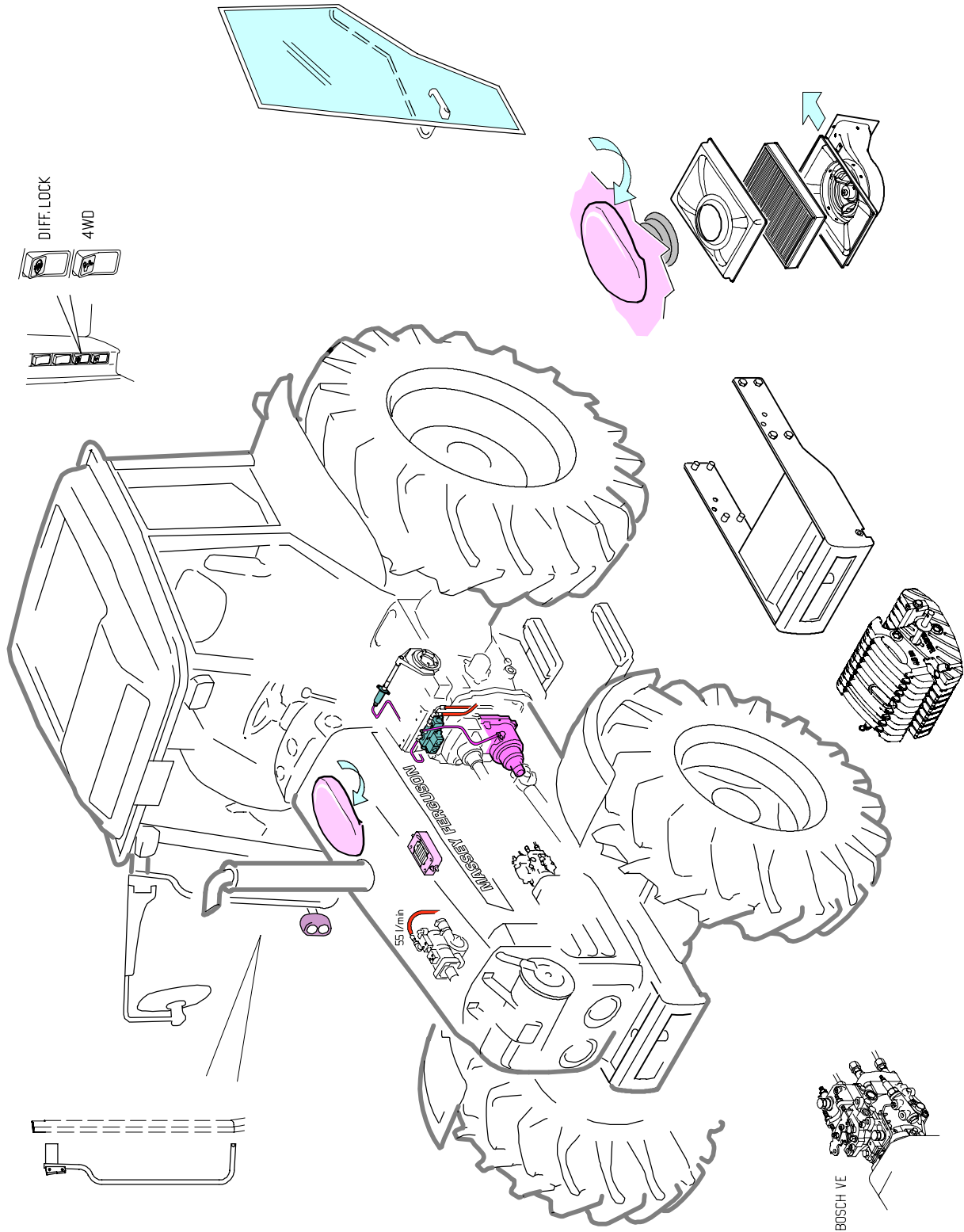
Enter the link into your browser.

The full manual is available for immediate download.

<https://www.ebooklibonline.com>

11. GENERAL		Model	Code	Page
	3.1.2005	4400	110	2

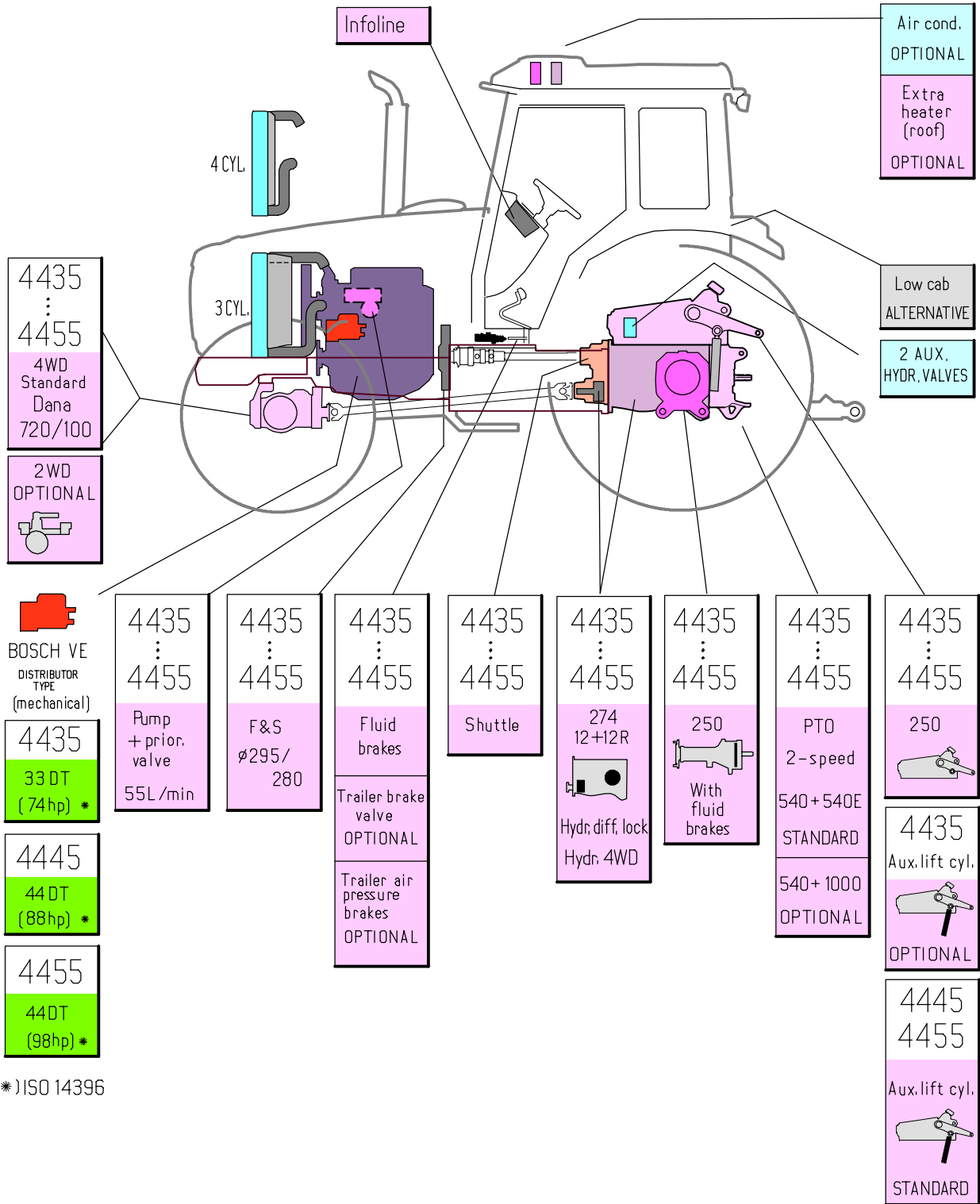
Overview of the 4400 series

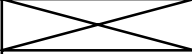


11. GENERAL		Model	Code	Page
	3.1.2005	4400	111.1	2

- Transmission **274**:
 - electro-hydraulic coupling of the 4WD (NB! four wheel braking); 4WD multi-disc clutch, 4WD gearbox shaft + gear
 - electro-hydraulic coupling of the differential lock
 - the valve block for 4WD and diff. lock on the part of the power lift housing
- Fuel tank:
 - A space for 4WD clutch has been made in the tank. Tank capacity 70 L
- Cab:
 - switches for 4WD and differential lock
- Engines:
 - three power outputs 74, 88, 98 hp, all engines with turbocharger
 - VE injection pump (mechanical injection timing)
 - fulfils Tier II emission limits
 - mechanical fuel feed pump
 - grill heater
- Electrical equipments:
 - control relay for grill heater
 - 95A alternator with two drive belt
- All models have present wheel base of 4-cyl. model
- 55i/min hydraulic pump as standard

Construction of the 4400 series



11. GENERAL		Model	Code	Page
	3.1.2005	4400	111.2	4

– In the same connection the engaging of the 4WD has been made electrohydraulically with help of a multi–disc clutch. In this way also the front wheels can brake.

– The 4400 Series comes in three models. The SisuDiesel turbocharged engines meet all European Tier 2 emissions standards. Alternator produces 95 amperes.

– The wheel base is same for all models. This offers greater stability for front–loader work, for example.

– There are two cab options available: a standard cab and a 155–mm lower cab for tight spaces.

The driver’s seat rotates 180–degrees in all cabs. The glass on the cab door is one piece to achieve greater rigidity.

– Regular maintenance is also easier, as all servicing points are situated on the left side of the tractor. In addition, the air–conditioning cell can be conveniently removed by hand for cleaning.

– The oil–change intervals for the engine are 400 hours.

– The output of the hydraulics is 55 litres per minute.

11. GENERAL

3.1.2005

Model

4400

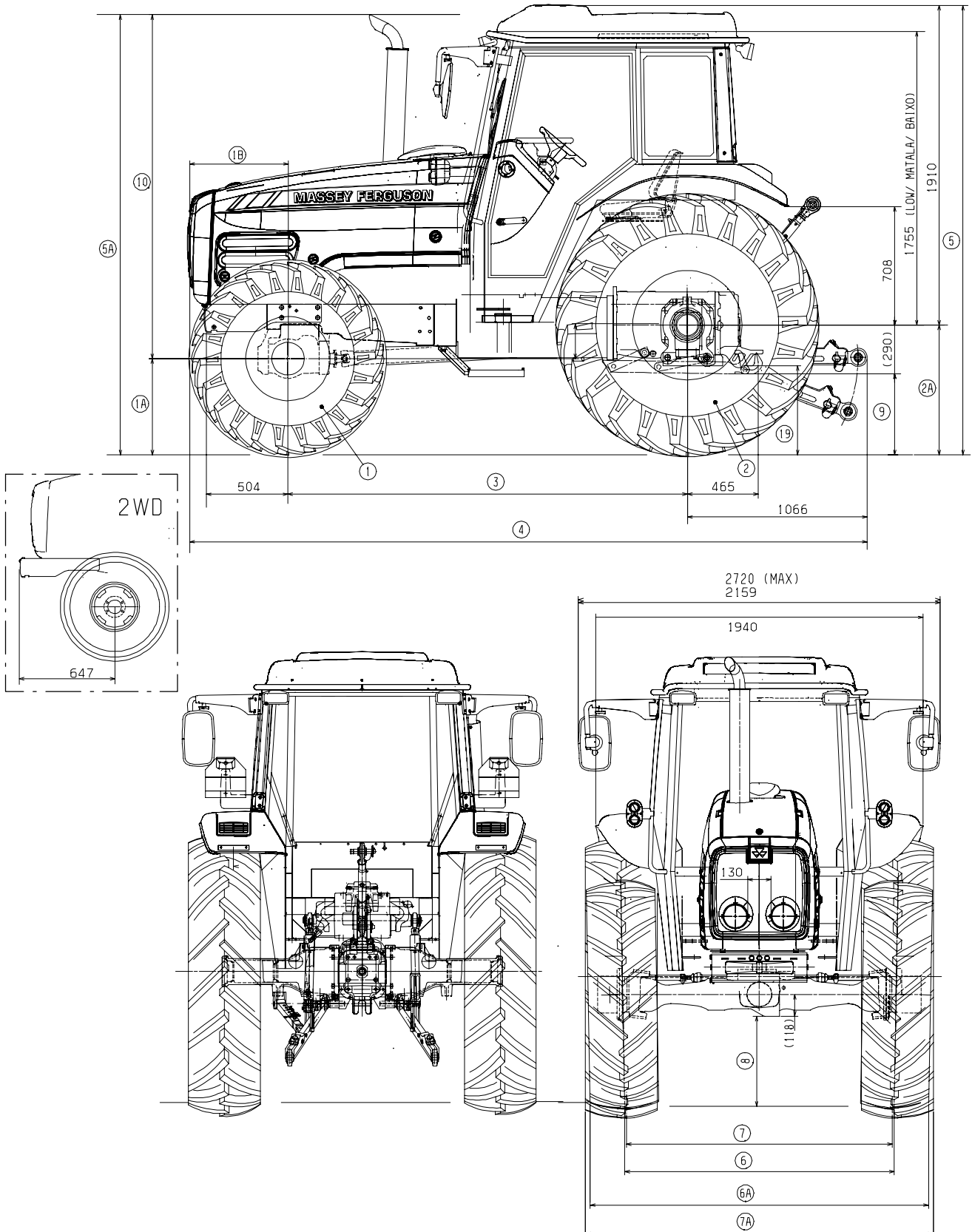
Code

111.3

Page

5

Dimensions of the 4400 series





Suggest:

For more complete manuals. Please go to the home page.

<https://www.ebooklibonline.com>

If the above button click is invalid. Please download this document first, and then click the above link to download the complete manual.

Thank you so much for reading

11. GENERAL

~~3.1.2005~~

Model

4400

Code

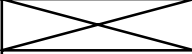
111.3

Page

6

	①	①A	①B	②	②A	③	④	⑤	⑤A
TYPE/MODEL	FRONT WHEELS			REAR WHEELS		WHEEL BASE	MAX LENGHT	MAX HEIGHT	
4435, 4445, 4455	14.9R24	600	633	18.4R34	775	2387	4096	2685	2530
4435, 4445, 4455	12.4R24	550	580	13.6R36	725	2387	4043	2635	2480
2WD	11.00-16	450		18.4R34	775	2244	3957	2685	2380

⑥	⑥A	⑦	⑦A	⑧	⑨	⑩
TRACK W. FRONT TYRE, MIN/MAX(STD)	MIN/MAX(STD)	TRACK W. REAR TYRE, MIN/MAX(STD)	MIN/MAX(STD)	GR. CLEARANCE	GR. CLEARANCE R.	
14.9R24, 1515/1715	1893/2093	18.4R34, 1508/1708	1975/2175	467	485	1930
12.4R24, 1520/1616	1835/1931	13.6R36, 1514/1610	1859/1955	412	435	1930
11.00-16, 1410/1510/1610	MIN 1725 STD 1825 MAX 1925	18.4R34, 1508/1708	MIN 1975 MAX 2175 (STD)	495	485	1930

11. GENERAL		Model	Code	Page
	3.1.2005	4400	111.3	7

– Dimensions (mm):

Tractor	4435–2	4435–4	4445–2, 4455–2	4445–4, 4455–4
1. Tyres front	10.00–16	13.6R24	11.00–16	14.9R24
2. Tyres rear	16.9R30	18.4R30	18.4R34	18.4R34
3. Wheel base	2244	2387	2244	2387
4. Length	3957	4058	3957	4096
5. Height to the roof ¹⁾	2603	2633	2685	2685
5A. Height to the exhaust pipe	2357	2490	2380	2530
7A. Width	2137	2175	2175	2175
8. Ground clearance, front axle	317	442	495	467
9. Ground clearance, back (without trailer hitch)	418	448	485	485

¹⁾ With low cab, 155 mm lower.

– Track widths (mm):

Rear axle	7. Track widths	Front axle	6. Track widths
16.9R30, 18.4R30	1410 ²⁾ , 1510 ³⁾ , <u>1610</u> , 1710, 1810, 1910, 2010, 2110	10.00–16, 11.00–16/8	1410– <u>1510</u> –1610 ¹⁾
18.4R34, 480/70R34, 520/70R34, 540/65R34, 13.6R38	1410 ²⁾ , 1510, 1610, <u>1710</u> , 1810, 1910, 2010, 2110	12.4R24	1320, 1415, 1520, <u>1615</u> , 1720, 1815
		14.9R24, 380/70R24, 420/70R24, 440/65R24	1320, 1415, 1520, 1615, <u>1720</u> , 1815

Measured between middle of tyres/tires. Adjusting track width see Operator Instruction Book

¹⁾ First adjusting track widths, if rear tyres/tires are 34" or bigger.

²⁾ Not with wider than 16.9 tyres/tires.

In the cabin, the distance between the mudguards is 924 mm. In Forest model the left mudguard is 50 mm wider.

NOTE! Standard track widths are underlined. When track widths are adjusted or larger tyres/tires fitted, the turning angles have to be checked/adjusted with max turning angle of front axle on both sides.

– Weights (kg) :

Tractor	4435–2	4445–2	4455–2
Rear/front tyres/tires	16.9R30/10.00–16	18.4R34/11.00–16	18.4R34/11.00–16
Total weight	3274	3450	3450
Front axle (%)	1140 (35)	1160 (34)	1160 (34)
Rear axle (%)	2134 (65)	2290 (66)	2290 (66)
Tractor	4435–4	4445–4	4455–4
Rear/front tyres/tires	18.4R30/13.6R24	18.4R34/14.9R24	18.4R34/14.9R24
Total weight	3526	3680	3680
Front axle (%)	1350 (38)	1370 (37)	1370 (37)
Rear axle (%)	2176 (62)	2310 (63)	2310 (63)

Full tank, with overdrive, without agricultural drawbar, varies, depending on equipments (weights are determined according the EU directives).

<https://www.ebooklibonline.com>

Hello dear friend!

Thank you very much for reading.

Enter the link into your browser.

The full manual is available for immediate download.

<https://www.ebooklibonline.com>