

**OMAL218563 - 6145J, 6165J and 6180J Tractors -: (Worldwide Edition)
General View**


General View



CQ282822-UN: **6165J Tractor**

OMAL218563 - 6145J, 6165J and 6180J Tractors -: (Worldwide Edition) Recognize Safety Information

Recognize Safety Information



T81389-UN: Safety-alert symbol

This is a safety-alert symbol. When you see this symbol on your machine or in this manual, be alert to the potential for personal injury.

Follow recommended precautions and safe operating practices.

<https://www.ebooklibonline.com>

Hello dear friend!

Thank you very much for reading.

Enter the link into your browser.

The full manual is available for immediate download.

<https://www.ebooklibonline.com>

OMAL218563 - 6145J, 6165J and 6180J Tractors -: (Worldwide Edition)

Understand Signal Words

Understand Signal Words




TS187-19: Signal Words

A signal word—DANGER, WARNING, or CAUTION—is used with the safety-alert symbol. DANGER identifies the most serious hazards.

DANGER or WARNING safety signs are located near specific hazards. General precautions are listed on CAUTION safety signs. CAUTION also calls attention to safety messages in this manual.

OMAL218563 - 6145J, 6165J and 6180J Tractors -: (Worldwide Edition) Follow Safety Instructions

Follow Safety Instructions



TS201-UN: Safety Messages

Carefully read all safety messages in this manual and on your machine safety signs. Keep safety signs in good condition. Replace missing or damaged safety signs. Be sure new equipment components and repair parts include the current safety signs. Replacement safety signs are available from your John Deere dealer.

There can be additional safety information contained on parts and components sourced from suppliers that is not reproduced in this operator's manual.

Learn how to operate the machine and how to use controls properly. Do not let anyone operate without instruction.

Keep your machine in proper working condition. Unauthorized modifications to the machine may impair the function and/or safety and affect machine life.

If you do not understand any part of this manual and need assistance, contact your John Deere dealer.



Suggest:

For more complete manuals. Please go to the home page.

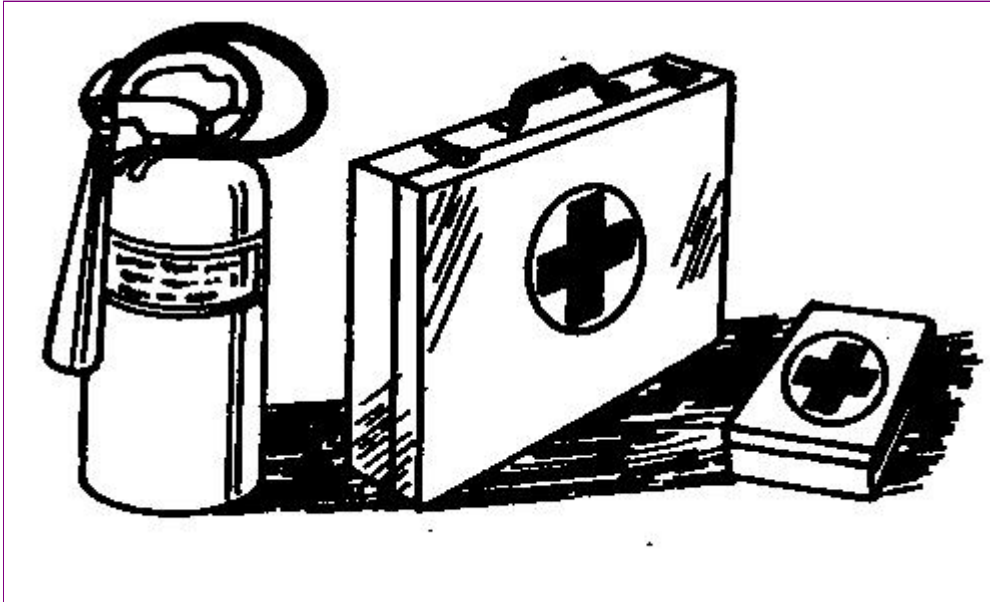
<https://www.ebooklibonline.com>

If the above button click is invalid. Please download this document first, and then click the above link to download the complete manual.

Thank you so much for reading

OMAL218563 - 6145J, 6165J and 6180J Tractors -: (Worldwide Edition) Prepare for Emergencies

Prepare for Emergencies



TS291-UN: First Aid Kit


Be prepared if a fire starts.

Keep a first aid kit and fire extinguisher handy.

Keep emergency numbers for doctors, ambulance service, hospital, and fire department near your telephone.

**OMAL218563 - 6145J, 6165J and 6180JTractors -: (Worldwide Edition)
Wear Protective Clothing**

Wear Protective Clothing



TS206-UN: Protective Clothing

Wear close fitting clothing and safety equipment appropriate to the job.

Operating equipment safely requires the full attention of the operator. Do not wear radio or music headphones while operating machine.

<https://www.ebooklibonline.com>

Hello dear friend!

Thank you very much for reading.

Enter the link into your browser.

The full manual is available for immediate download.

<https://www.ebooklibonline.com>