


omcq52034 - Tractors 6405 and 6605

Acknowledge the safety Information

Acknowledge the safety Information




T81389-UN: Safety alert symbol

This is the Safety prevention symbol. When you see this on your machine or in this publication, always be aware of the risk of injury or accidents related to operating the equipment.

omcq52034 - Tractors 6405 and 6605 Observe the Safety Messages

Observe the Safety Messages



TS201-UN: Safety Messages

Read the safety information in this publication and on your tractor carefully. Maintain the corresponding decals in good condition. Replace worn or missing decals. Get to know the operation of your Tractor and its Controls.

Always keep your tractor in good working condition. Any unauthorized modification to the tractor could result in reduced performance and/or safety, in addition to reducing its working life.

omcq52034 - Tractors 6405 and 6605

Understanding the Warning Words

Understanding the Warning Words



T133588-19: Warning

The warning words - DANGER, ATTENTION and CAUTION are used as safety alert symbols. DANGER means serious risks.

Safety warnings such as DANGER and ATTENTION are found next to specific risk. The safety warning CAUTION refers to general precautions. The word CAUTION also calls attention to the safety messages in this manual.

<https://www.ebooklibonline.com>

Hello dear friend!

Thank you very much for reading.


Enter the link into your browser.

The full manual is available for immediate download.

<https://www.ebooklibonline.com>

omcq52034 - Tractors 6405 and 6605
Avoid accidentally starting the machine.

Avoid accidentally starting the machine.



TS177-UN: Avoid accidentally starting the machine.

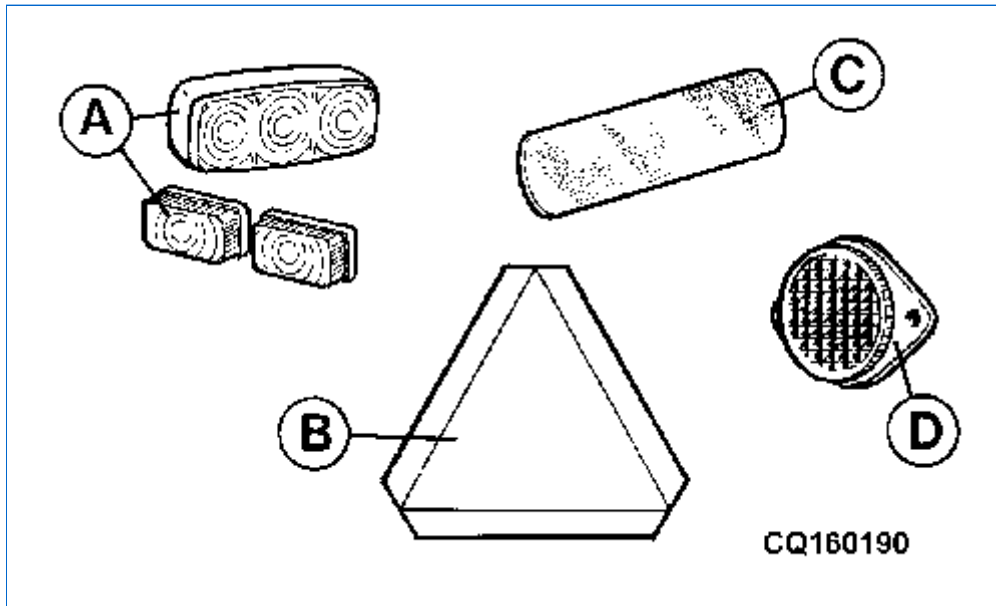
Avoid possible accidents or death by accidentally starting the machine.

Do not start the machine by short circuiting the terminals.

NEVER start the engine while standing beside the machine. Start the engine only from the operator seat and with the transmission in neutral or park.

omcq52034 - Tractors 6405 and 6605
Use the warning lights and other warning devices

Use the warning lights and other warning devices



CQ160190-UN: Warning devices

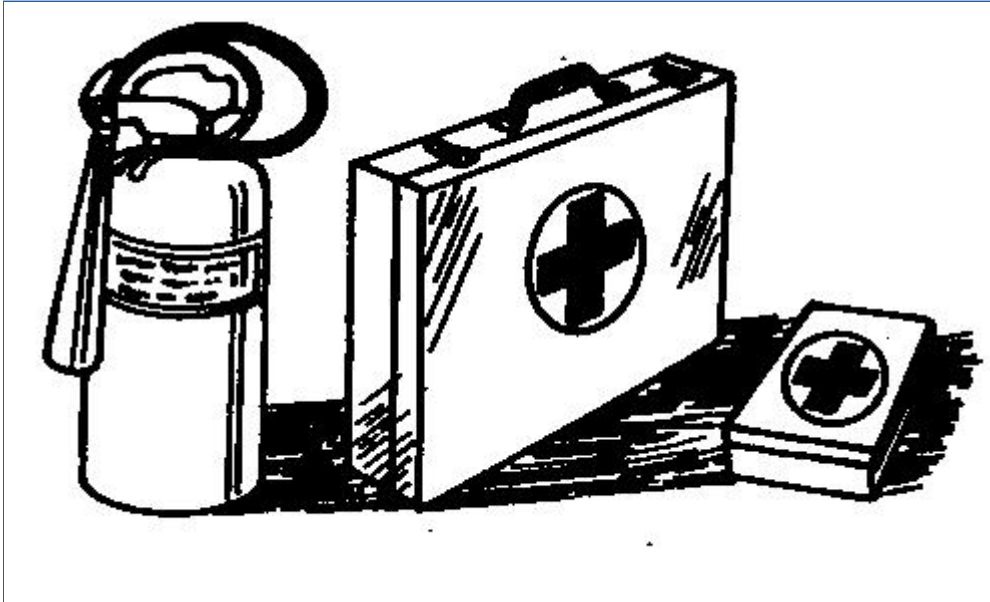
LEGEND:

- A - Signal lights
- B - Slow vehicle symbol
- C - Reflective tape
- D - Reflectors

When driving the tractor on public roads at night or in the daytime always use the hazard lights. Make sure the warning devices are always in good condition. Replace any missing or damaged warning devices immediately.

omcq52034 - Tractors 6405 and 6605
Be Prepared in Case of Emergency

Be Prepared in Case of Emergency



TS291-UN: EMERGENCY

Be Prepared in Case of Emergency Have a first aid kit and a fire extinguisher close at hand.

omcq52034 - Tractors 6405 and 6605
Wear Appropriate Clothing

Wear Appropriate Clothing



TS206-UN: CLOTHING

Avoid wearing loose clothing and use adequate safety equipment relevant to the type of work being done.

Prolonged exposure to loud noise can affect hearing ability. As a protective measure, protect your hearing with protective headgear.

The correct operation of the machine requires the full attention of the operator. Do not wear headphones while operating the machine.

omcq52034 - Tractors 6405 and 6605 Safe Handling of Liquids and fuels

Safe Handling of Liquids and fuels



TS227-UN: FIRE

Handle fuels with caution as they are highly flammable. Do not smoke while refueling nor get near flames or sparks.

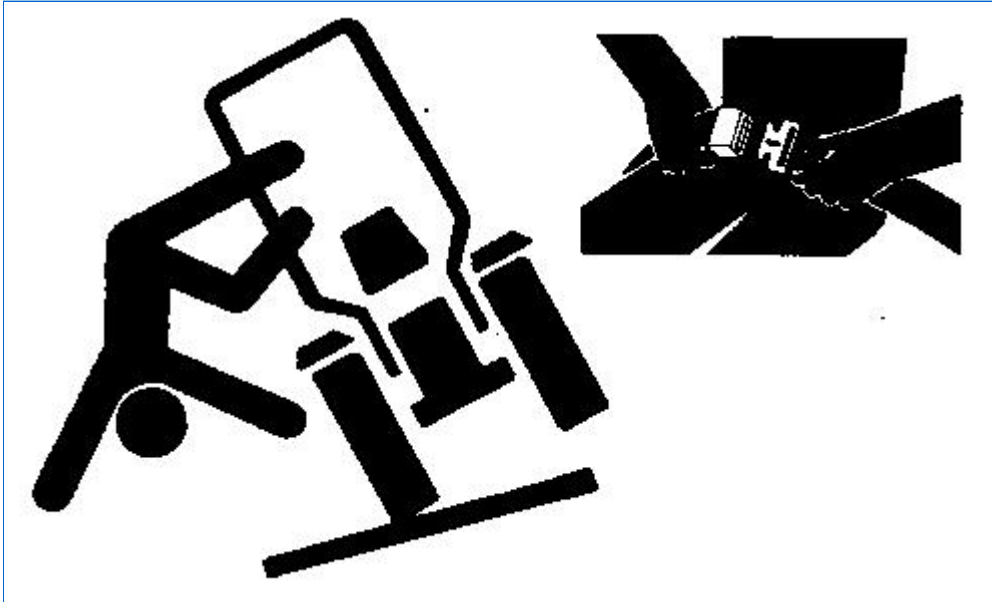
Turn the engine off before refueling. Refuel in an appropriate place and clean up any fuel that may have spilt. Do not puncture or incinerate any pressurized containers.

Do not store oil impregnated rags. They could spontaneously ignite.

omcq52034 - Tractors 6405 and 6605

Use the seat belt correctly

Use the seat belt correctly



TS205-UN: Seat belt

Always wear the seat belt while operating any tractor equipped with either a roll cage or a cabin.



Suggest:

For more complete manuals. Please go to the home page.


<https://www.ebooklibonline.com>

If the above button click is invalid. Please download this document first, and then click the above link to download the complete manual.


Thank you so much for reading

omcq52034 - Tractors 6405 and 6605 Driving the Tractor Safely

Driving the Tractor Safely



TS216-UN: Transport



RW13093-UN: Tipping over

Operate the Tractor only if all the protection devices are in good working order and correctly installed.

Before starting the engine take care that no one is standing close to the tractor (pay special attention to children). The operators view should not be obstructed.

Drive at a speed appropriate to the conditions of the terrain. Take care when doing a U-turn on slopes or when turning tightly. Do not start with the differential engaged. Never keep the clutch engaged while going downhill.

Only use the correct coupling facilities installed on the machine to connect trailers and other agricultural implements. Make sure the agricultural implement or trailer are firmly and correctly coupled to the Tractor.

Take special care when turning with agricultural implements suspended or trailers connected.

Reduce speed when traveling over damaged or uneven terrain or when making hard turns.

Drive cautiously when going past dams, streams or other obstacles, particularly on downhill slopes, which could tip the tractor.

The front wheel drive increases the traction strength considerably, permitting the operator to work on steeper slopes, which at the same time increases the risk of tipping over. To climb out of a stream or to go up a steep slope, the operator should use the reverse gear, otherwise the Tractor could tip backwards.

Never drive along the banks of a stream or a hole, the ground may collapse, causing the Tractor to tip over.

<https://www.ebooklibonline.com>

Hello dear friend!

Thank you very much for reading.

Enter the link into your browser.

The full manual is available for immediate download.

<https://www.ebooklibonline.com>