


# omar283054 - 9430T, 9530T and 9630T Tractors

## Recognize Safety Information

---

### Recognize Safety Information



T81389-UN: Safety-alert symbol

This is a safety-alert symbol. When you see this symbol on your machine or in this manual, be alert to the potential for personal injury.

Follow recommended precautions and safe operating practices.

# omar283054 - 9430T, 9530T and 9630T Tractors

## Understand Signal Words

---

### Understand Signal Words



TS187-19: Signal Words


A signal word—DANGER, WARNING, or CAUTION—is used with the safety-alert symbol. DANGER identifies the most serious hazards.

DANGER or WARNING safety signs are located near specific hazards. General precautions are listed on CAUTION safety signs. CAUTION also calls attention to safety messages in this manual.

# omar283054 - 9430T, 9530T and 9630T Tractors Follow Safety Instructions

---

## Follow Safety Instructions



TS201-UN: Safety Messages

Carefully read all safety messages in this manual and on your machine safety signs. Keep safety signs in good condition. Replace missing or damaged safety signs. Be sure new equipment components and repair parts include the current safety signs. Replacement safety signs are available from your John Deere dealer.

Learn how to operate the machine and how to use controls properly. Do not let anyone operate without instruction.

Keep your machine in proper working condition. Unauthorized modifications to the machine may impair the function and/or safety and affect machine life.

If you do not understand any part of this manual and need assistance, contact your John Deere dealer.

**<https://www.ebooklibonline.com>**

Hello dear friend!

Thank you very much for reading.

Enter the link into your browser.


The full manual is available for immediate download.

**<https://www.ebooklibonline.com>**

## omar283054 - 9430T, 9530T and 9630T Tractors Prevent Machine Runaway

---

### Prevent Machine Runaway



TS177-UN: Machinery Runaway

Avoid possible injury or death from machinery runaway.


Do not start engine by shorting across starter terminals. Machine will start in gear if normal circuitry is bypassed.

NEVER start engine while standing on ground. Start engine only from operator's seat, with transmission in neutral or park.

## omar283054 - 9430T, 9530T and 9630T Tractors Use Seat Belt Properly

---

### Use Seat Belt Properly



TS205-UN: Use a Seat Belt

Use a seat belt when you operate with a roll-over protective structure (ROPS) or cab to minimize chance of injury from an accident such as an overturn.

Do not use a seat belt if operating without a ROPS or cab.

Replace entire seat belt if mounting hardware, buckle, belt, or retractor show signs of damage.

Inspect seat belt and mounting hardware at least once a year. Look for signs of loose hardware or belt damage, such as cuts, fraying, extreme or unusual wear, discoloration, or abrasion. Replace only with replacement parts approved for your machine. See your John Deere dealer.

## omar283054 - 9430T, 9530T and 9630T Tractors Operating the Tractor Safely

---

### Operating the Tractor Safely



TS213-UN: Falling from Tractor



TS276-UN: Avoid Entanglement

Careless use of the tractor can result in unnecessary accidents. Be alert to hazards of tractor operation. Understand causes of accidents and take every precaution to avoid them. Most common accidents are caused from:

- Tractor roll-over
- Improper starting procedures
- Crushing and pinching during hitching
- Collisions with other motor vehicles
- Entanglement in PTO shafts

- Falling from tractor

Avoid accidents by taking the following precautions:

Put transmission in PARK before dismounting. Leaving transmission in gear with engine off will NOT prevent the tractor from moving.

Be sure everyone is clear of tractor and attached equipment before starting engine.

Never try to get on or off a moving tractor.

When tractor is left unattended, place in PARK, lower implements to the ground, stop the engine, and remove the key.

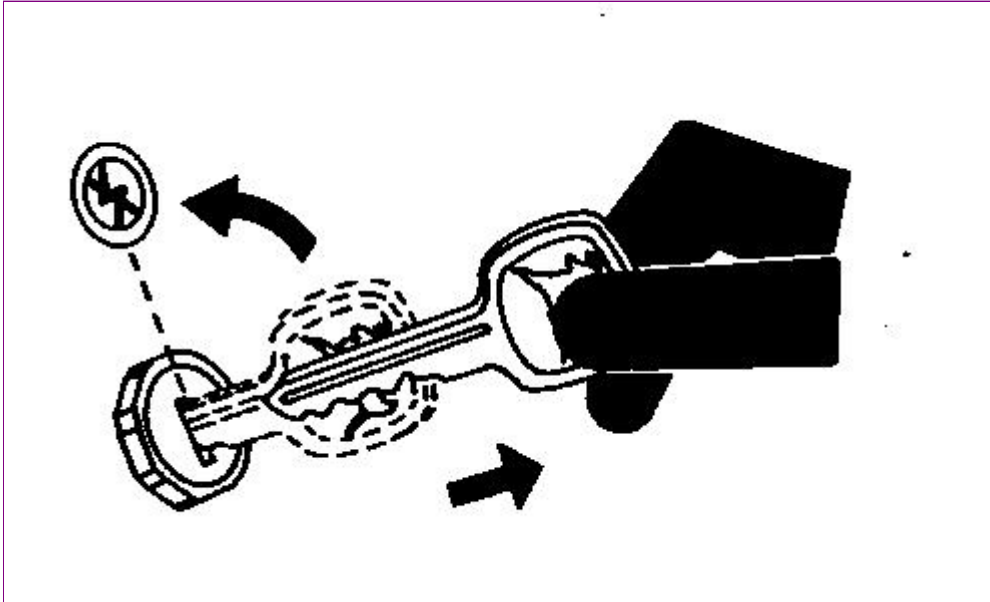
Never go near an operating PTO or an operating implement.

Always fasten your seat belt in a ROPS equipped tractor.

## omar283054 - 9430T, 9530T and 9630T Tractors Stopping and Parking Tractor

---

### Stopping and Parking Tractor



TS230-UN: Stopping and Parking Tractor

Tractor roll-over, collisions, runaway tractors, and people being crushed under machines and implements can happen when operators ignore safety.


To avoid these accidents, take some precautions:

- Signal before stopping, turning, or slowing down on public roads
- Move to side of road before stopping
- Slow down before braking
- Pump brakes when stopping on slippery surfaces
- Be careful when towing and stopping heavy loads
- Shift to PARK or apply parking brake
- Lower all equipment when leaving tractor
- Shut off all SCVs
- Disengage PTO
- Remove key

## omar283054 - 9430T, 9530T and 9630T Tractors Keep Riders Off Machine

---

### Keep Riders Off Machine



TS290-UN: Keep Riders Off

Only allow the operator on the machine. Keep riders off.

Riders on machine are subject to injury such as being struck by foreign objects and being thrown off of the machine. Riders also obstruct the operator's view resulting in the machine being operated in an unsafe manner.



**Suggest:**

**For more complete manuals. Please go to the home page.**

**<https://www.ebooklibonline.com>**

**If the above button click is invalid. Please download this document first, and then click the above link to download the complete manual.**

**Thank you so much for reading**

## omar283054 - 9430T, 9530T and 9630T Tractors Handle Fuel Safely—Avoid Fires

---

### Handle Fuel Safely—Avoid Fires



TS202-UN: Avoid Fires

Handle fuel with care: it is highly flammable. Do not refuel the machine while smoking or when near open flame or sparks.

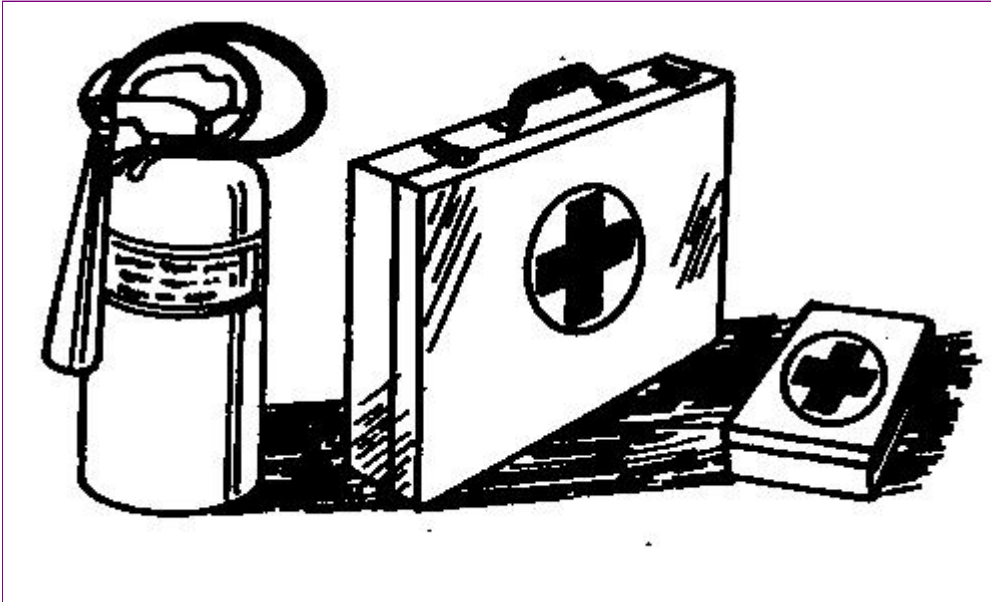
Always stop engine before refueling machine. Fill fuel tank outdoors.

Prevent fires by keeping machine clean of accumulated trash, grease, and debris. Always clean up spilled fuel.

## omar283054 - 9430T, 9530T and 9630T Tractors Prepare for Emergencies

---

### Prepare for Emergencies



TS291-UN: First Aid Kit

Be prepared if a fire starts.

Keep a first aid kit and fire extinguisher handy.

Keep emergency numbers for doctors, ambulance service, hospital, and fire department near your telephone.

**<https://www.ebooklibonline.com>**

Hello dear friend!

Thank you very much for reading.

Enter the link into your browser.

The full manual is available for immediate download.

**<https://www.ebooklibonline.com>**