


**OMRE312225 - 9430T, 9530T and 9630T Tractors (S.N. 912000-) European Edition C1**  
**Recognize Safety Information**

---

**Recognize Safety Information**



T81389-UN: Safety-alert symbol

This is a safety-alert symbol. When you see this symbol on your machine or in this manual, be alert to the potential for personal injury.

Follow recommended precautions and safe operating practices.

**OMRE312225 - 9430T, 9530T and 9630T Tractors (S.N. 912000-) European Edition C1**  
**Understand Signal Words**

---

**Understand Signal Words**



TS187-19: Signal Words

A signal word—DANGER, WARNING, or CAUTION—is used with the safety-alert symbol. DANGER identifies the most serious hazards.


DANGER or WARNING safety signs are located near specific hazards. General precautions are listed on CAUTION safety signs. CAUTION also calls attention to safety messages in this manual.

# OMRE312225 - 9430T, 9530T and 9630T Tractors (S.N. 912000-) European Edition C1

## Follow Safety Instructions

---

### Follow Safety Instructions



TS201-UN: Safety Messages

Carefully read all safety messages in this manual and on your machine safety signs. Keep safety signs in good condition. Replace missing or damaged safety signs. Be sure new equipment components and repair parts include the current safety signs. Replacement safety signs are available from your John Deere dealer.

There can be additional safety information contained on parts and components sourced from suppliers that is not reproduced in this operator's manual.

Learn how to operate the machine and how to use controls properly. Do not let anyone operate without instruction.

Keep your machine in proper working condition. Unauthorized modifications to the machine may impair the function and/or safety and affect machine life.

If you do not understand any part of this manual and need assistance, contact your John Deere dealer.

**<https://www.ebooklibonline.com>**

Hello dear friend!

Thank you very much for reading.

Enter the link into your browser.

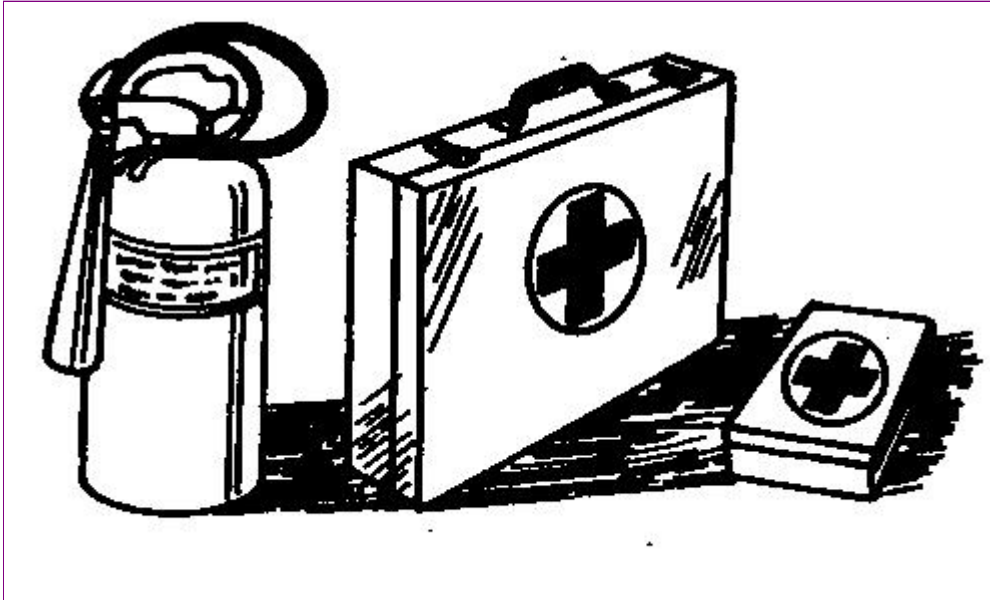
The full manual is available for immediate download.

**<https://www.ebooklibonline.com>**

**OMRE312225 - 9430T, 9530T and 9630T Tractors (S.N. 912000-) European Edition C1**  
**Prepare for Emergencies**

---

**Prepare for Emergencies**




TS291-UN: First Aid Kit

Be prepared if a fire starts.

Keep a first aid kit and fire extinguisher handy.

Keep emergency numbers for doctors, ambulance service, hospital, and fire department near your telephone.

Wear Protective Clothing



TS206-UN: Protective Clothing

Wear close fitting clothing and safety equipment appropriate to the job.

Operating equipment safely requires the full attention of the operator. Do not wear radio or music headphones while operating machine.

**OMRE312225 - 9430T, 9530T and 9630T Tractors (S.N. 912000-) European Edition C1**  
**Protect Against Noise**

---

**Protect Against Noise**



TS207-UN: Noise Exposure

Prolonged exposure to loud noise can cause impairment or loss of hearing.

Wear a suitable hearing protective device such as earmuffs or earplugs to protect against objectionable or uncomfortable loud noises.

# OMRE312225 - 9430T, 9530T and 9630T Tractors (S.N. 912000-) European Edition C1

## Fire Prevention

---

### Fire Prevention

To reduce the risk of fire, your tractor should be regularly inspected and cleaned.

- Birds and other animals may build nests or bring other flammable materials into the engine compartment or onto the exhaust system. The tractor should be inspected and cleaned prior to the first use each day.
- A buildup of crop material and other debris may occur during normal operation. This is especially true when operating in very dry conditions or conditions where airborne crop material or crop dust is present. Any such build up must be removed to ensure proper machine function and to reduce the risk of fire. The tractor must be inspected and cleaned periodically throughout the day.
- Regular and thorough cleaning of the tractor combined with other routine maintenance procedures listed in the Operator's Manual greatly reduce the risk of fire and the chance of costly downtime.

Follow all operational and safety procedures posted on the machine and the Operator's Manual. Be careful of hot engine and exhaust components during inspection and cleaning. Before carrying out any inspection or cleaning, always shut OFF the engine, place the transmission in PARK or set parking brake, and remove the key. Removal of the key will prevent others from starting the tractor during inspection and cleaning.

# OMRE312225 - 9430T, 9530T and 9630T Tractors (S.N. 912000-) European Edition C1

## Avoid Backover Accidents

---

### Avoid Backover Accidents



PC10857XW-UN: Avoid Backover Accidents

Before moving machine, be sure that all persons are clear of machine path. Turn around and look directly for best visibility. Use a signal person when backing if view is obstructed or when in close quarters.

Do not rely on a camera to determine if personnel or obstacles are behind the machine. The system can be limited by many factors including maintenance practices, environmental conditions, and operating range.

**OMRE312225 - 9430T, 9530T and 9630T Tractors (S.N. 912000-) European Edition C1**  
**Handle Fuel Safely—Avoid Fires**

---

**Handle Fuel Safely—Avoid Fires**



TS202-UN: Avoid Fires

Handle fuel with care: it is highly flammable. Do not refuel the machine while smoking or when near open flame or sparks.

Always stop engine before refueling machine. Fill fuel tank outdoors.

Prevent fires by keeping machine clean of accumulated trash, grease, and debris. Always clean up spilled fuel.



**Suggest:**

**For more complete manuals. Please go to the home page.**

**<https://www.ebooklibonline.com>**

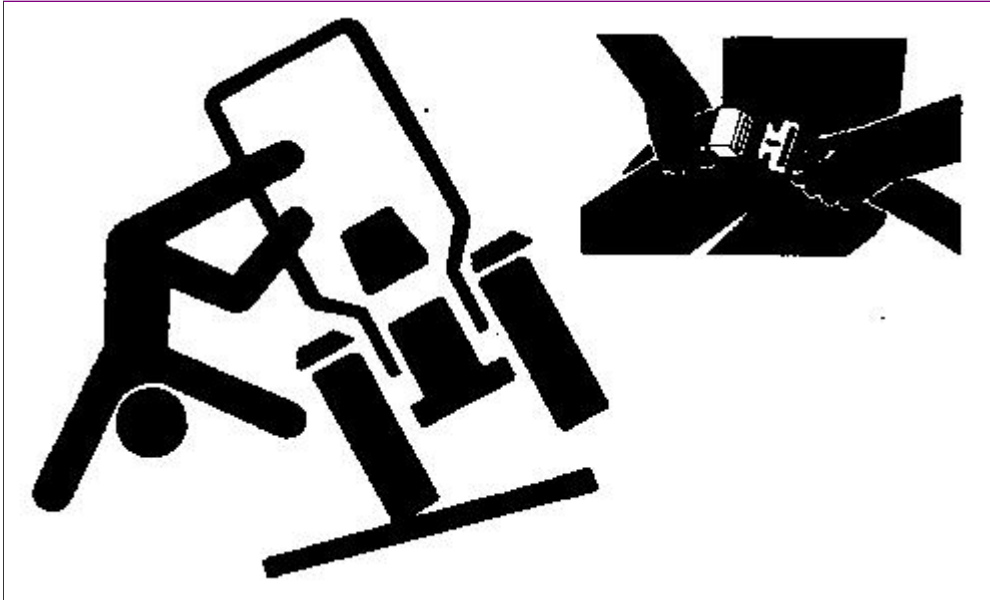
**If the above button click is invalid. Please download this document first, and then click the above link to download the complete manual.**

**Thank you so much for reading**

**OMRE312225 - 9430T, 9530T and 9630T Tractors (S.N. 912000-) European Edition C1**  
**Use Foldable ROPS and Seat Belt Properly**

---

**Use Foldable ROPS and Seat Belt Properly**



TS205-UN: Fasten Your Seat Belt

If this tractor is equipped with a foldable ROPS, keep the ROPS in the fully extended and locked position. If the tractor is ever operated with ROPS folded (e.g., to enter a low building), drive with extreme caution. Do NOT use seat belt with the ROPS folded.

Return the ROPS to the raised, fully extended and locked position as soon as the tractor is operated under normal conditions. Always fasten your seat belt when the ROPS is fully extended and locked.

**OMRE312225 - 9430T, 9530T and 9630T Tractors (S.N. 912000-) European Edition C1**  
**Stay Clear of Rotating Drivelines**

---

**Stay Clear of Rotating Drivelines**



TS1644-UN: Rotating Drivelines

**<https://www.ebooklibonline.com>**

Hello dear friend!

Thank you very much for reading.

Enter the link into your browser.

The full manual is available for immediate download.

**<https://www.ebooklibonline.com>**