

**omal152775 - 6520, 6620, 6820, 6920 and 6920S Tractors (-382763)
Identification Views**

Identification Views



LX1026175

LX1026175-UN: Tractor with open operator's station



LX1026054

LX1026054-UN: Tractor with cab

omal152775 - 6520, 6620, 6820, 6920 and 6920S Tractors (-382763) Recognize Safety Information

Recognize Safety Information



T81389-UN: Safety-alert symbol

This is a safety-alert symbol. When you see this symbol on your machine or in this manual, be alert to the potential for personal injury.

Follow recommended precautions and safe operating practices.

<https://www.ebooklibonline.com>

Hello dear friend!

Thank you very much for reading.

Enter the link into your browser.

The full manual is available for immediate download.

<https://www.ebooklibonline.com>

omal152775 - 6520, 6620, 6820, 6920 and 6920S Tractors (-382763) Understand Signal Words

Understand Signal Words




TS187-19: Signal Words

A signal word-DANGER, WARNING, or CAUTION-is used with the safety-alert symbol. DANGER identifies the most serious hazards.

DANGER or WARNING safety signs are located near specific hazards. General precautions are listed on CAUTION safety signs. CAUTION also calls attention to safety messages in this manual.

omal152775 - 6520, 6620, 6820, 6920 and 6920S Tractors (-382763) Follow Safety Instructions

Follow Safety Instructions



TS201-UN: Safety Messages

Carefully read all safety messages in this manual and on your machine safety signs. Keep safety signs in good condition. Replace missing or damaged safety signs. Be sure new equipment components and repair parts include the current safety signs. Replacement safety signs are available from your John Deere dealer.


Learn how to operate the machine and how to use controls properly. Do not let anyone operate without instruction.

Keep your machine in proper working condition. Unauthorized modifications to the machine may impair the function and/or safety and affect machine life.

If you do not understand any part of this manual and need assistance, contact your John Deere dealer.

oma152775 - 6520, 6620, 6820, 6920 and 6920S Tractors (-382763) Prevent Machine Runaway

Prevent Machine Runaway



TS177-UN: Machinery Runaway

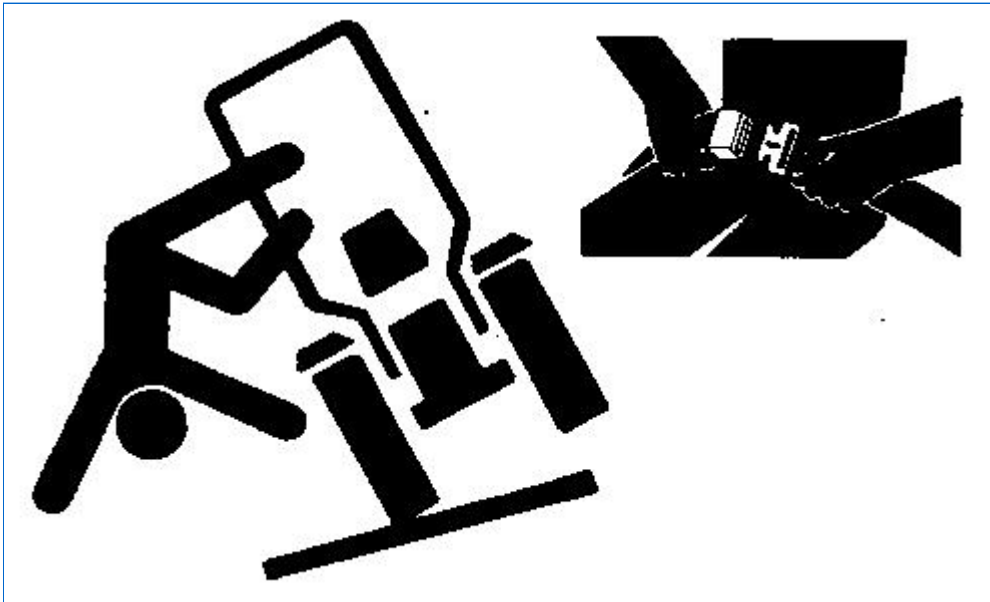
Avoid possible injury or death from machinery runaway.

Do not start engine by shorting across starter terminals. Machine will start in gear if normal circuitry is bypassed.

NEVER start engine while standing on ground. Start engine only from operator's seat, with transmission in neutral or park.

omal152775 - 6520, 6620, 6820, 6920 and 6920S Tractors (-382763) Use Seat Belt Properly

Use Seat Belt Properly



TS205-UN: Use a Seat Belt

Use a seat belt when you operate with a roll-over protective structure (ROPS) or cab to minimize chance of injury from an accident such as an overturn.


Do not use a seat belt if operating without a ROPS or cab.

Replace entire seat belt if mounting hardware, buckle, belt, or retractor show signs of damage.

Inspect seat belt and mounting hardware at least once a year. Look for signs of loose hardware or belt damage, such as cuts, fraying, extreme or unusual wear, discoloration, or abrasion. Replace only with replacement parts approved for your machine. See your John Deere dealer.

omal152775 - 6520, 6620, 6820, 6920 and 6920S Tractors (-382763) Work In Ventilated Area

Work In Ventilated Area




TS220-UN: Engine exhaust fumes

Engine exhaust fumes can cause sickness or death. If it is necessary to run an engine in an enclosed area, remove the exhaust fumes from the area with an exhaust pipe extension.


If you do not have an exhaust pipe extension, open the doors and get outside air into the area

omal152775 - 6520, 6620, 6820, 6920 and 6920S Tractors (-382763) Driving the Tractor Safely

Driving the Tractor Safely



TS216-UN: Turn Tractor Safely When Towing



RW13093-UN: Drive Tractor Safely on Hillside

Always check the road and general operating safety of the machine before using.

Operate tractor only when all guards are fitted and in their correct position.

Before moving away, always check immediate vicinity of machine (e.g. for children). Ensure adequate visibility.

Always adapt your ground speed to meet the ground conditions. Avoid making sharp turns when driving up or down slopes or



Suggest:

For more complete manuals. Please go to the home page.

<https://www.ebooklibonline.com>

If the above button click is invalid. Please download this document first, and then click the above link to download the complete manual.

Thank you so much for reading

when driving across the slope. Do not attempt to turn the machine with the differential lock engaged. When driving down slopes, never depress the clutch and change gear!

Attach implements and trailers to the tractor only using the prescribed drawbars or hitches. Attach trailers and implements correctly. Always ensure that trailers and implements cannot roll away.

When making turns with towed or mounted implements, always take into consideration the width and inertia of the implement.

Reduce your ground speed when driving the tractor on slopes or over uneven ground and before making sharp turns. Before descending a steep hill, shift to a lower gear. Never coast downhill!

Avoid holes, ditches and obstructions which may cause the tractor to tip, particularly on hillsides.

Front-wheel drive greatly increases traction. This means that the tractor can be driven on steeper slopes, increasing the possibility of a tip over. Driving forward out of a ditch or up a steep slope could cause tractor to tip over to the rear. Therefore reverse out of these situations whenever possible. Never drive near the edge of a gully or steep embankment - it might cave in!

omal152775 - 6520, 6620, 6820, 6920 and 6920S Tractors (-382763)
Operating the Tractor Safely

Operating the Tractor Safely



TS213-UN: Operate Tractor Safely



TS276-UN: Stay Clear of Moving Parts

Careless use of the tractor can result in unnecessary accidents. Be alert to hazards of tractor operation. Understand causes of accidents and take every precaution to avoid them. Most common accidents are caused from:

- Tractor roll-over
- Improper starting procedures
- Crushing and pinching during hitching
- Collisions with other motor vehicles
- Entanglement in PTO shafts

<https://www.ebooklibonline.com>

Hello dear friend!

Thank you very much for reading.

Enter the link into your browser.

The full manual is available for immediate download.

<https://www.ebooklibonline.com>