

omn10040 - 6415 Classic and 6615 Classic Tractors
General View

General View



CQ281070-UN: 6415 Classic Tractor

ommn10040 - 6415 Classic and 6615 Classic Tractors Recognize Safety Information

Recognize Safety Information



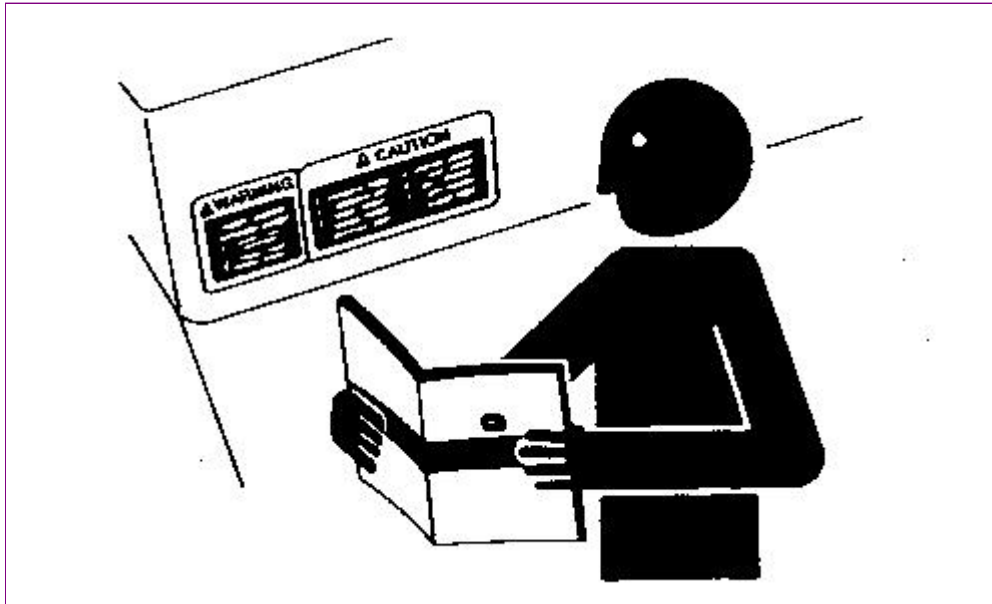
T81389-UN: Safety-alert symbol

This is a safety-alert symbol. When you see this symbol on your machine or in this manual, be alert to the potential for personal injury.

Follow recommended precautions and safe operating practices.

ommn10040 - 6415 Classic and 6615 Classic Tractors Follow Safety Instructions

Follow Safety Instructions



TS201-UN: Safety Messages

Carefully read all safety messages in this manual and on your machine safety signs. Keep safety signs in good condition. Replace missing or damaged safety signs. Be sure new equipment components and repair parts include the current safety signs. Replacement safety signs are available from your John Deere dealer.

Learn how to operate the machine and how to use controls properly. Do not let anyone operate without instruction.

Keep your machine in proper working condition. Unauthorized modifications to the machine may impair the function and/or safety and affect machine life.

If you do not understand any part of this manual and need assistance, contact your John Deere dealer.

<https://www.ebooklibonline.com>

Hello dear friend!

Thank you very much for reading.

Enter the link into your browser.

The full manual is available for immediate download.

<https://www.ebooklibonline.com>

ommn10040 - 6415 Classic and 6615 Classic Tractors

Understand Signal Words

Understand Signal Words




TS187-19: Signal Words

A signal word—DANGER, WARNING, or CAUTION—is used with the safety-alert symbol. DANGER identifies the most serious hazards.

DANGER or WARNING safety signs are located near specific hazards. General precautions are listed on CAUTION safety signs. CAUTION also calls attention to safety messages in this manual.

ommn10040 - 6415 Classic and 6615 Classic Tractors Prevent Machine Runaway

Prevent Machine Runaway



TS177-UN: Machinery Runaway


Avoid possible injury or death from machinery runaway.

Do not start engine by shorting across starter terminals. Machine will start in gear if normal circuitry is bypassed.

NEVER start engine while standing on ground. Start engine only from operator's seat, with transmission in neutral or park.

ommn10040 - 6415 Classic and 6615 Classic Tractors Use Safety Lights and Devices

Use Safety Lights and Devices




TS951-UN: Prevent Collisions

Prevent collisions between other road users, slow moving tractors with attachments or towed equipment, and self-propelled machines on public roads. Frequently check for traffic from the rear, especially in turns, and use turn signal lights.

Use headlights, flashing warning lights, and turn signals day and night. Follow local regulations for equipment lighting and marking. Keep lighting and marking visible, clean, and in good working order. Replace or repair lighting and marking that has been damaged or lost. An implement safety lighting kit is available from your John Deere dealer.

ommn10040 - 6415 Classic and 6615 Classic Tractors Work In Ventilated Area

Work In Ventilated Area



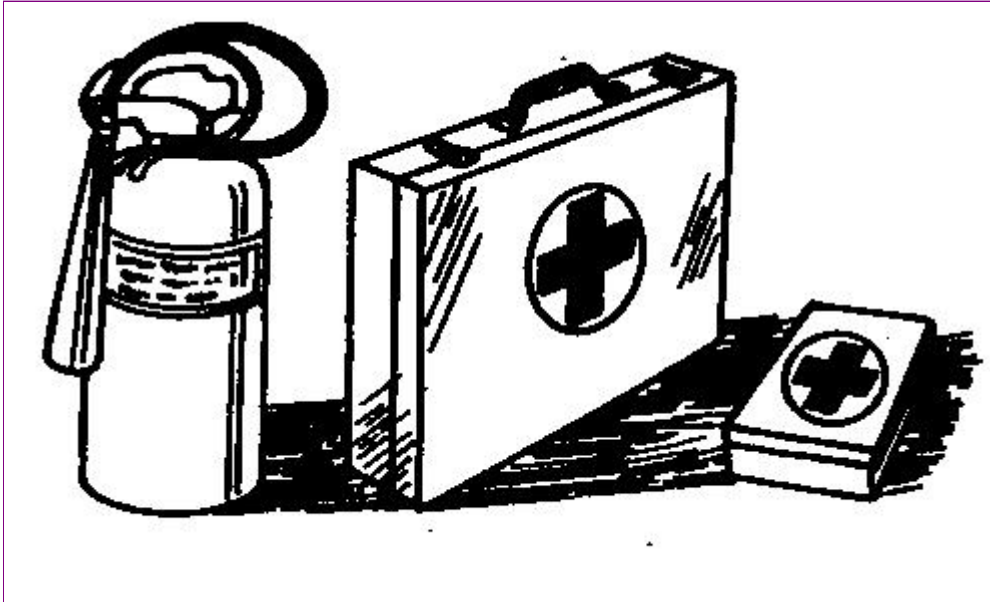
TS220-UN: Engine exhaust fumes

Engine exhaust fumes can cause sickness or death. If it is necessary to run an engine in an enclosed area, remove the exhaust fumes from the area with an exhaust pipe extension.

If you do not have an exhaust pipe extension, open the doors and get outside air into the area.

ommn10040 - 6415 Classic and 6615 Classic Tractors Prepare for Emergencies

Prepare for Emergencies



TS291-UN: First Aid Kit

Be prepared if a fire starts.

Keep a first aid kit and fire extinguisher handy.

Keep emergency numbers for doctors, ambulance service, hospital, and fire department near your telephone.



Suggest:

For more complete manuals. Please go to the home page.


<https://www.ebooklibonline.com>

If the above button click is invalid. Please download this document first, and then click the above link to download the complete manual.

Thank you so much for reading

omn10040 - 6415 Classic and 6615 Classic Tractors
Wear Protective Clothing

Wear Protective Clothing




TS206-UN: Protective Clothing

Wear close fitting clothing and safety equipment appropriate to the job.

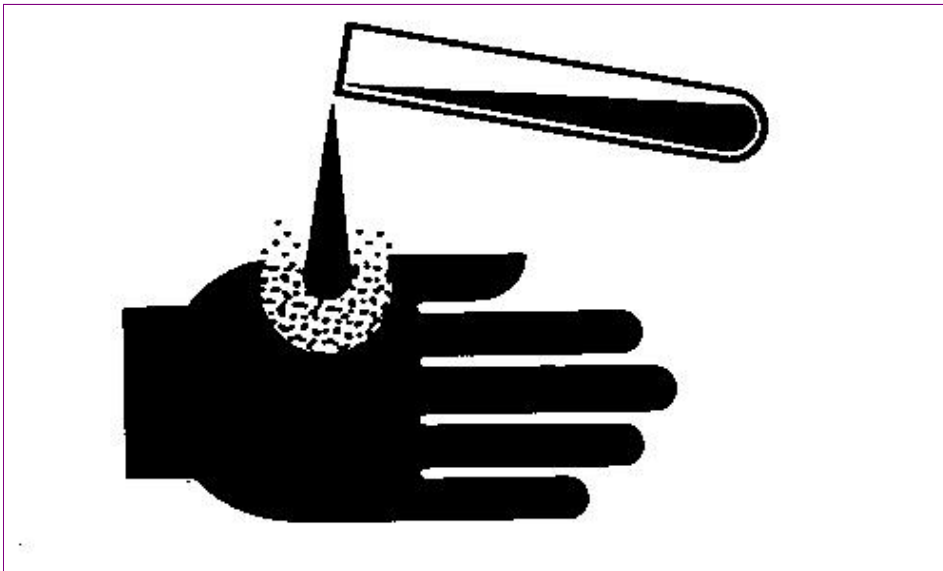
Operating equipment safely requires the full attention of the operator. Do not wear radio or music headphones while operating machine.

ommn10040 - 6415 Classic and 6615 Classic Tractors Avoid Contact with Pesticides

Avoid Contact with Pesticides



TS220-UN: Harmful Pesticides



TS272-UN: Pesticide Use

This enclosed cab does not protect against inhaling harmful pesticides. If pesticide use instructions require respiratory protection, wear an appropriate respirator inside the cab.

Before leaving the cab, wear personal protective equipment as required by the pesticide use instructions. When re-entering the cab, remove protective equipment and store either outside the cab in a closed box or some other type of sealable container or inside the cab in a pesticide resistant container, such as a plastic bag.

Clean your shoes or boots to remove soil or other contaminated particles prior to entering the cab.

<https://www.ebooklibonline.com>

Hello dear friend!

Thank you very much for reading.

Enter the link into your browser.

The full manual is available for immediate download.

<https://www.ebooklibonline.com>