

**omer360119 - 5310N, 5410N and 5510N Tractors
5010N Series**

5010N Series



AT5127

AT5127-UN: 5310N with Front Wheel Drive, with Cab



AT5128

AT5128-UN: 5410N with Front Wheel Drive, Open Station

**omer360119 - 5310N, 5410N and 5510N Tractors
5010N SuperNarrow Version**

5010N SuperNarrow Version



AT5125

AT5125-UN: 5510N SuperNarrow without Front Wheel Drive, Open Station

<https://www.ebooklibonline.com>

Hello dear friend!

Thank you very much for reading.

Enter the link into your browser.

The full manual is available for immediate download.

<https://www.ebooklibonline.com>



AT5126

AT5126-UN: 5510N SuperNarrow with Front Wheel Drive, with Cap

omer360119 - 5310N, 5410N and 5510N Tractors Recognize Safety Information

Recognize Safety Information



T81389-UN: Safety-alert symbol

This is a safety-alert symbol. When you see this symbol on your machine or in this manual, be alert to the potential for personal injury.

Follow recommended precautions and safe operating practices.

omer360119 - 5310N, 5410N and 5510N Tractors

Understand Signal Words

Understand Signal Words




TS187-19: Signal Words

A signal word-DANGER, WARNING, or CAUTION-is used with the safety-alert symbol. DANGER identifies the most serious hazards.

DANGER or WARNING safety signs are located near specific hazards. General precautions are listed on CAUTION safety signs. CAUTION also calls attention to safety messages in this manual.

omer360119 - 5310N, 5410N and 5510N Tractors Follow Safety Instructions

Follow Safety Instructions



TS201-UN: Safety Messages

Carefully read all safety messages in this manual and on your machine safety signs. Keep safety signs in good condition. Replace missing or damaged safety signs. Be sure new equipment components and repair parts include the current safety signs. Replacement safety signs are available from your John Deere dealer.


Learn how to operate the machine and how to use controls properly. Do not let anyone operate without instruction.

Keep your machine in proper working condition. Unauthorized modifications to the machine may impair the function and/or safety and affect machine life.

If you do not understand any part of this manual and need assistance, contact your John Deere dealer.

omer360119 - 5310N, 5410N and 5510N Tractors Prevent Machine Runaway

Prevent Machine Runaway



TS177-UN: Machine Runaway

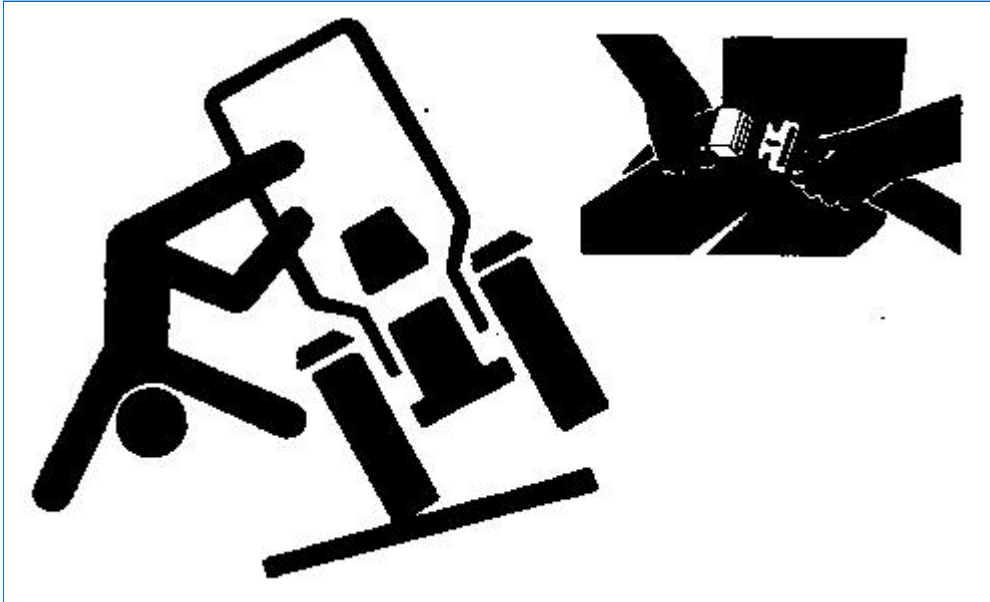
Avoid possible injury or death from machinery runaway.

Do not start engine by shorting across starter terminals. Machine will start in gear if normal circuitry is bypassed.

NEVER start engine while standing on ground. Start engine only from operator's seat, with transmission in neutral.

omer360119 - 5310N, 5410N and 5510N Tractors Use Seat Belt Properly

Use Seat Belt Properly



TS205-UN: Use a Seat Belt

Use a seat belt when you operate with a roll-over protective structure (ROPS) or cab to minimize chance of injury from an accident such as an overturn.

Do not use a seat belt if operating without a ROPS or cab.

Replace entire seat belt if mounting hardware, buckle, belt, or retractor show signs of damage.

Inspect seat belt and mounting hardware at least once a year. Look for signs of loose hardware or belt damage, such as cuts, fraying, extreme or unusual wear, discoloration, or abrasion. Replace only with replacement parts approved for your machine. See your John Deere dealer.



Suggest:

For more complete manuals. Please go to the home page.


<https://www.ebooklibonline.com>

If the above button click is invalid. Please download this document first, and then click the above link to download the complete manual.

Thank you so much for reading

omer360119 - 5310N, 5410N and 5510N Tractors Work In Ventilated Area

Work In Ventilated Area



TS220-UN: Engine exhaust fumes


Engine exhaust fumes can cause sickness or death. If it is necessary to run an engine in an enclosed area, remove the exhaust fumes from the area with an exhaust pipe extension.

If you do not have an exhaust pipe extension, open the doors and get outside air into the area


omer360119 - 5310N, 5410N and 5510N Tractors

Driving the Tractor Safely

Driving the Tractor Safely



TS216-UN: Avoid Sharp Turns



RW13093-UN: Avoid Tipping

Always check the road and general operating safety of the machine before using.

Operate tractor only when all guards are fitted and in their correct position.

Before moving away, always check immediate vicinity of machine (e.g. for children). Ensure adequate visibility.

Always adapt your ground speed to meet the ground conditions. Avoid making sharp turns when driving up or down slopes or

<https://www.ebooklibonline.com>

Hello dear friend!

Thank you very much for reading.

Enter the link into your browser.

The full manual is available for immediate download.

<https://www.ebooklibonline.com>