

**omer360217 - 5215, 5315, 5415, 5515 and 5515 HighCrop Tractors  
5215, 5315, 5415 and 5515**

---

**5215, 5315, 5415 and 5515**



**AT15051**

AT15051-UN: Tractor with ROPS



**AT15052**  
AT15052-UN: Tractor with cab

**omer360217 - 5215, 5315, 5415, 5515 and 5515 HighCrop Tractors**  
**5515 HighCrop Tractor**

---

**5515 HighCrop Tractor**



**AT15053**

AT15053-UN: HighCrop tractor w/o cab

**<https://www.ebooklibonline.com>**

Hello dear friend!

Thank you very much for reading.

Enter the link into your browser.

The full manual is available for immediate download.

**<https://www.ebooklibonline.com>**



**AT15054**  
AT15054-UN: HighCrop tractor with cab

# omer360217 - 5215, 5315, 5415, 5515 and 5515 HighCrop Tractors

## Recognize Safety Information

---

### Recognize Safety Information



T81389-UN: Safety-alert symbol

This is a safety-alert symbol. When you see this symbol on your machine or in this manual, be alert to the potential for personal injury.

Follow recommended precautions and safe operating practices.

# omer360217 - 5215, 5315, 5415, 5515 and 5515 HighCrop Tractors

## Understand Signal Words

---

### Understand Signal Words



TS187-19: Signal Words

A signal word—DANGER, WARNING, or CAUTION—is used with the safety-alert symbol. DANGER identifies the most serious hazards.

DANGER or WARNING safety signs are located near specific hazards. General precautions are listed on CAUTION safety signs. CAUTION also calls attention to safety messages in this manual.

# omer360217 - 5215, 5315, 5415, 5515 and 5515 HighCrop Tractors Follow Safety Instructions

---

## Follow Safety Instructions



TS201-UN: Safety Messages

Carefully read all safety messages in this manual and on your machine safety signs. Keep safety signs in good condition. Replace missing or damaged safety signs. Be sure new equipment components and repair parts include the current safety signs. Replacement safety signs are available from your John Deere dealer.

Learn how to operate the machine and how to use controls properly. Do not let anyone operate without instruction.


Keep your machine in proper working condition. Unauthorized modifications to the machine may impair the function and/or safety and affect machine life.

If you do not understand any part of this manual and need assistance, contact your John Deere dealer.

# omer360217 - 5215, 5315, 5415, 5515 and 5515 HighCrop Tractors Prevent Machine Runaway

---

## Prevent Machine Runaway



TS177-UN: Machinery Runaway

Avoid possible injury or death from machinery runaway.

Do not start engine by shorting across starter terminals. Machine will start in gear if normal circuitry is bypassed.

NEVER start engine while standing on ground. Start engine only from operator's seat, with transmission in neutral or parking brake applied.



**CAUTION:**

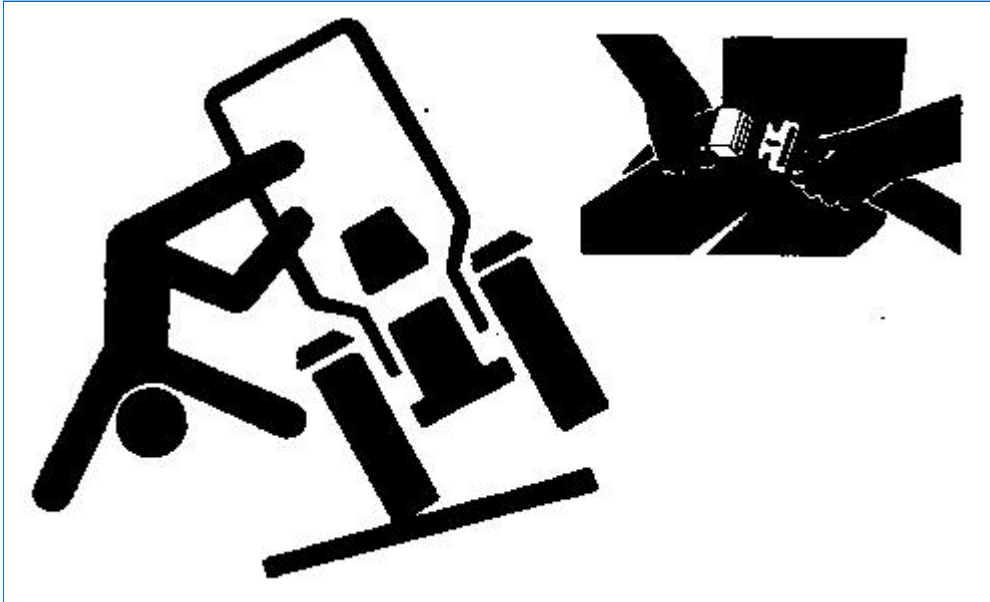
*On tractors with 24/12 speed transmission, always engage parking brake before restarting the tractor. Otherwise the tractor may move slightly even with the reverse drive lever in neutral position.*

---

## omer360217 - 5215, 5315, 5415, 5515 and 5515 HighCrop Tractors Use Seat Belt Properly (If Equipped)

---

### Use Seat Belt Properly (If Equipped)



TS205-UN: Putting on the seat belt

Use a seat belt when you operate with a roll-over protective structure (ROPS) or cab to minimize chance of injury from an accident such as an overturn.

Do not use a seat belt if operating without a ROPS or cab.

Replace entire seat belt if mounting hardware, buckle, belt or retractor show signs of damage.

Inspect seat belt and mounting hardware at least once a year. Look for signs of loose hardware or belt damage, such as cuts, fraying, extreme or unusual wear, discoloration, or abrasion. Replace only with replacement parts approved for your machine. If there is any doubt, contact your John Deere Dealer.



**Suggest:**

**For more complete manuals. Please go to the home page.**

**<https://www.ebooklibonline.com>**


**If the above button click is invalid. Please download this document first, and then click the above link to download the complete manual.**

**Thank you so much for reading**

## omer360217 - 5215, 5315, 5415, 5515 and 5515 HighCrop Tractors Work In Ventilated Area

---

### Work In Ventilated Area



TS220-UN: Engine exhaust fumes

Engine exhaust fumes can cause sickness or death. If it is necessary to run an engine in an enclosed area, remove the exhaust fumes from the area with an exhaust pipe extension.


If you do not have an exhaust pipe extension, open the doors and get outside air into the area.

# omer360217 - 5215, 5315, 5415, 5515 and 5515 HighCrop Tractors


## Driving the Tractor Safely

---

### Driving the Tractor Safely



TS216-UN: Turn Tractor Safely When Towing



RW13093-UN: Drive Tractor Safely on Hillside

Always check the road and general operating safety of the machine before using.

Operate tractor only when all guards are fitted and in their correct position.

Before moving away, always check immediate vicinity of machine (e.g. for children). Ensure adequate visibility.

Always adapt your ground speed to meet the ground conditions. Avoid making sharp turns when driving up or down slopes or

**<https://www.ebooklibonline.com>**

Hello dear friend!

Thank you very much for reading.

Enter the link into your browser.

The full manual is available for immediate download.

**<https://www.ebooklibonline.com>**