

OMLVU25889 - 2025R and 2032R Compact Utility Tractors Operator's Manual (September 2015) -: (Export Edition)

Using Your Operator's Manual

Using Your Operator's Manual

This manual is an important part of your machine and should remain with the machine when you sell it.

Reading your operator's manual will help you and others avoid personal injury or damage to the machine. Information given in this manual will provide the operator with the safest and most effective use of the machine. Knowing how to operate this machine safely and correctly will allow you to train others who may operate this machine.

If you have an attachment, use the safety and operating information in the attachment operator's manual along with the machine operator's manual to operate the attachment safely and correctly.

This manual and safety signs on your machine may also be available in other languages (see your authorized dealer to order).

Sections in your operator's manual are placed in a specific order to help you understand all the safety messages and learn the controls so you can operate this machine safely. You can also use this manual to answer any specific operating or servicing questions. A convenient index located at the end of this book will help you to find needed information quickly.

The machine shown in this manual may differ slightly from your machine, but will be similar enough to help you understand our instructions.

RIGHT-HAND and LEFT-HAND sides are determined by facing in the direction the machine will travel when going forward. When you see a broken line (-----), the item referred to is hidden from view.

Before delivering this machine, your dealer performed a predelivery inspection to ensure best performance.

OMLVU25889 - 2025R and 2032R Compact Utility Tractors Operator's Manual (September 2015) -: (Export Edition)

Special Messages

Special Messages

Your manual contains special messages to bring attention to potential safety concerns, machine damage as well as helpful operating and servicing information. Please read all the information carefully to avoid injury and machine damage.



CAUTION:

Avoid injury! This symbol and text highlight potential hazards or death to the operator or bystanders that may occur if the hazards or procedures are ignored.

IMPORTANT:

Avoid damage! This text is used to tell the operator of actions or conditions that might result in damage to the machine.

NOTE:

General information is given throughout the manual that may help the operator in the operation or service of the machine.

OMLVU25889 - 2025R and 2032R Compact Utility Tractors Operator's Manual (September 2015) -: (Export Edition)

Attachments for Your Machine

Attachments for Your Machine

There's a John Deere attachment or kit to make your new machine perform more tasks or be more versatile, whether your machine is a lawn tractor or compact utility tractor or a utility vehicle.

You can check out the entire line of attachments for your machine at JohnDeere.com or ask your John Deere dealer. From aerators to electric lift kits to tillers, there's a John Deere attachment or kit to fill every need.

KN52281,1003FBD-19-20120822

<https://www.ebooklibonline.com>

Hello dear friend!

Thank you very much for reading.

Enter the link into your browser.


The full manual is available for immediate download.

<https://www.ebooklibonline.com>

OMLVU25889 - 2025R and 2032R Compact Utility Tractors Operator's Manual (September 2015) -: (Export Edition)

Replace Safety Signs

Replace Safety Signs



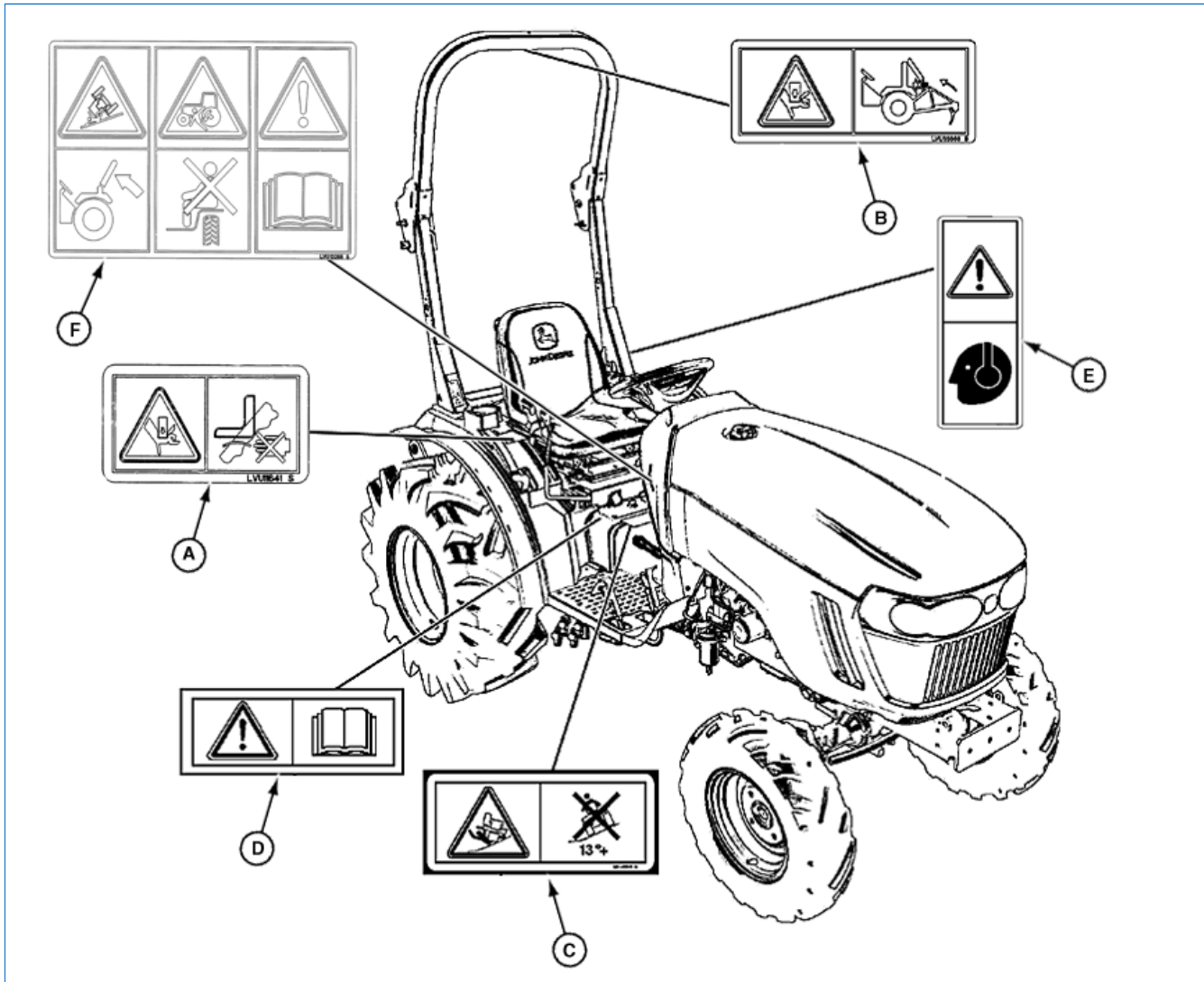
TS201-UN: Safety Signs

Replace missing or damaged safety signs. Use this operator's manual for correct safety sign placement.

There can be additional safety information contained on parts and components sourced from suppliers that is not reproduced in this operator's manual.

**OMLVU25889 - 2025R and 2032R Compact Utility Tractors Operator's Manual (September 2015)
-: (Export Edition)
Safety Label Location**

Safety Label Location



LV17165-UN: Use label number listed in table below to locate complete text of safety label message following this illustration.

LEGEND:

- A - CAUTION LVU11641
- B - WARNING LVU23360
- C - WARNING LVU802017
- D - CAUTION LVU802016
- E - CAUTION HEARING PROTECTION SU20277
- F - WARNING/CAUTION LVU13286 / LVU30111

OMLVU25889 - 2025R and 2032R Compact Utility Tractors Operator's Manual (September 2015) -: (Export Edition)

Pictorial Safety Signs

Pictorial Safety Signs



LVAL38370-UN: Safety Alert Symbol

At several important places on this machine safety signs are affixed intended to signify potential danger. The hazard is identified by a pictorial in a warning triangle. An adjacent pictorial provides information how to avoid personal injury. These safety signs, their placement on the machine and a brief explanatory text are shown in this Safety section.

There can be additional safety information contained on parts and components sourced from suppliers that is not reproduced in this operator's manual.



Suggest:


For more complete manuals. Please go to the home page.

<https://www.ebooklibonline.com>

If the above button click is invalid. Please download this document first, and then click the above link to download the complete manual.

Thank you so much for reading

CAUTION - LVU11641

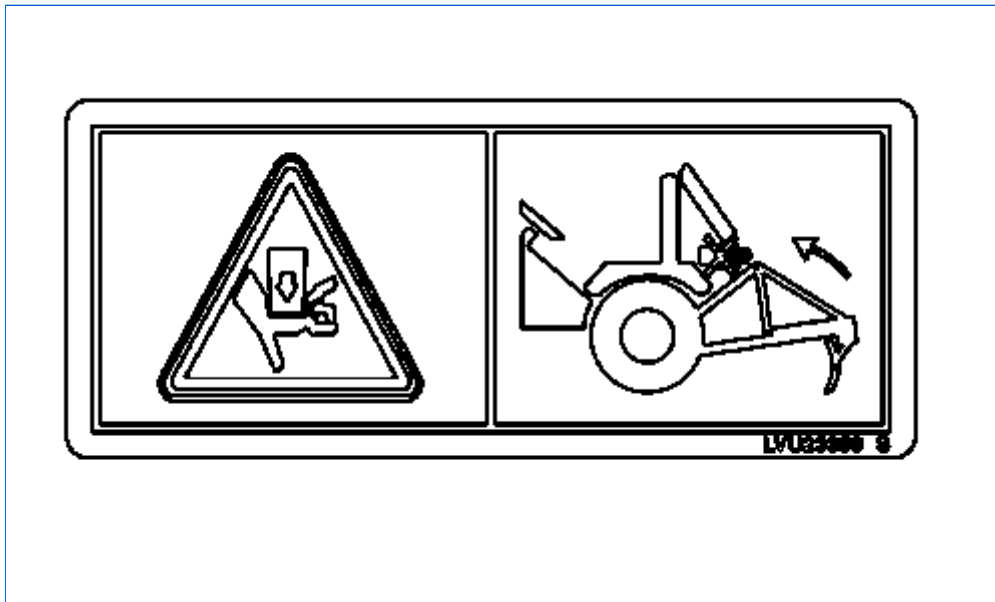


LV17259-UN: Caution LVU11641

CAUTION: Avoid crushing. Hands or fingers may be pinched or crushed as seat is compressed. Keep hands and fingers away from sides of seat and area behind seat.

OMLVU25889 - 2025R and 2032R Compact Utility Tractors Operator's Manual (September 2015) -: (Export Edition)
CAUTION - LVU23360

CAUTION - LVU23360



LVAL39012-UN: CAUTION-LVU23360

CAUTION: Avoid amputation. Hands or fingers may be pinched between folded ROPS and rear implements. Do not place hands or fingers near foldable ROPS when implements are raised.

<https://www.ebooklibonline.com>

Hello dear friend!

Thank you very much for reading.

Enter the link into your browser.

The full manual is available for immediate download.

<https://www.ebooklibonline.com>