

OMLVU25864 - 1026R Compact Utility Tractors Operator's Manual (November 2012) -: (European) Using Your Operator's Manual

Using Your Operator's Manual

This manual is an important part of your machine and should remain with the machine when you sell it.

Reading your operator's manual will help you and others avoid personal injury or damage to the machine. Information given in this manual will provide the operator with the safest and most effective use of the machine. Knowing how to operate this machine safely and correctly will allow you to train others who may operate this machine.

If you have an attachment, use the safety and operating information in the attachment operator's manual along with the machine operator's manual to operate the attachment safely and correctly.

This manual and safety signs on your machine may also be available in other languages (see your authorized dealer to order).

Sections in your operator's manual are placed in a specific order to help you understand all the safety messages and learn the controls so you can operate this machine safely. You can also use this manual to answer any specific operating or servicing questions. A convenient index located at the end of this book will help you to find needed information quickly.

The machine shown in this manual may differ slightly from your machine, but will be similar enough to help you understand our instructions.

RIGHT-HAND and LEFT-HAND sides are determined by facing in the direction the machine will travel when going forward. When you see a broken line (-----), the item referred to is hidden from view.

Before delivering this machine, your dealer performed a predelivery inspection to ensure best performance.

OMLVU25864 - 1026R Compact Utility Tractors Operator's Manual (November 2012) -: (European) Machine Use

Machine Use

This machine is designed solely for use in customary agricultural use, for park and amenity area maintenance, and for winter work. Use in any other way is considered as contrary to the intended use.

This machine is not intended for use in forestry operations. The operator station does not provide adequate protection to the occupants in that environment.

The cab available from the manufacturer is not designed to provide adequate protection from hazardous substances. The operator must wear appropriate personal protection equipment.

The manufacturer accepts no liability for damage or injury resulting from this misuse, and these risks must be borne solely by the user. Compliance with and strict adherence to the conditions of operation, service and repair as specified by the manufacturer also constitute essential elements for the intended use.

This machine should be operated, serviced and repaired only by persons familiar with all its particular characteristics and acquainted with the relevant safety rules (accident prevention). The accident prevention regulations, all other generally recognized regulations on safety and occupational medicine and the road traffic regulations must be observed at all times.

Setting fuel delivery beyond published factory specifications or otherwise overpowering will result in loss of warranty protection for this machine.

Any arbitrary modifications carried out on this machine will relieve the manufacturer of all liability for any resulting damage or injury.

OMLVU25864 - 1026R Compact Utility Tractors Operator's Manual (November 2012) -: (European) Special Messages

Special Messages

Your manual contains special messages to bring attention to potential safety concerns, machine damage as well as helpful operating and servicing information. Please read all the information carefully to avoid injury and machine damage.



CAUTION:

Avoid injury! This symbol and text highlight potential hazards or death to the operator or bystanders that may occur if the hazards or procedures are ignored.

IMPORTANT:

Avoid damage! This text is used to tell the operator of actions or conditions that might result in damage to the machine.

NOTE:

General information is given throughout the manual that may help the operator in the operation or service of the machine.

<https://www.ebooklibonline.com>

Hello dear friend!

Thank you very much for reading.

Enter the link into your browser.

The full manual is available for immediate download.

<https://www.ebooklibonline.com>

OMLVU25864 - 1026R Compact Utility Tractors Operator's Manual (November 2012) -: (European) Attachments for Your Machine

Attachments for Your Machine

There's a John Deere attachment or kit to make your new machine perform more tasks or be more versatile, whether your machine is a lawn tractor or compact utility tractor or a utility vehicle.

You can check out the entire line of attachments for your machine at JohnDeere.com or ask your John Deere dealer. From aerators to electric lift kits to tillers, there's a John Deere attachment or kit to fill every need.

RH75544,0000EFB-19-20121008

OMLVU25864 - 1026R Compact Utility Tractors Operator's Manual (November 2012) -: (European) Record Identification Numbers

Record Identification Numbers

Compact Utility Tractor

1026R PIN (310001 -)


If you need to contact an Authorized Service Center for information on servicing, always provide the product model and identification numbers.

You will need to locate the identifications numbers for the product. Record the information in the spaces provided below.

DATE OF PURCHASE:


DEALER NAME:

DEALER PHONE:



LVAL38244-UN: PRODUCT IDENTIFICATION NUMBER

PRODUCT IDENTIFICATION NUMBER (A):



LVAL38245-UN: ENGINE SERIAL NUMBER

ENGINE SERIAL NUMBER (B):



Suggest:

For more complete manuals. Please go to the home page.

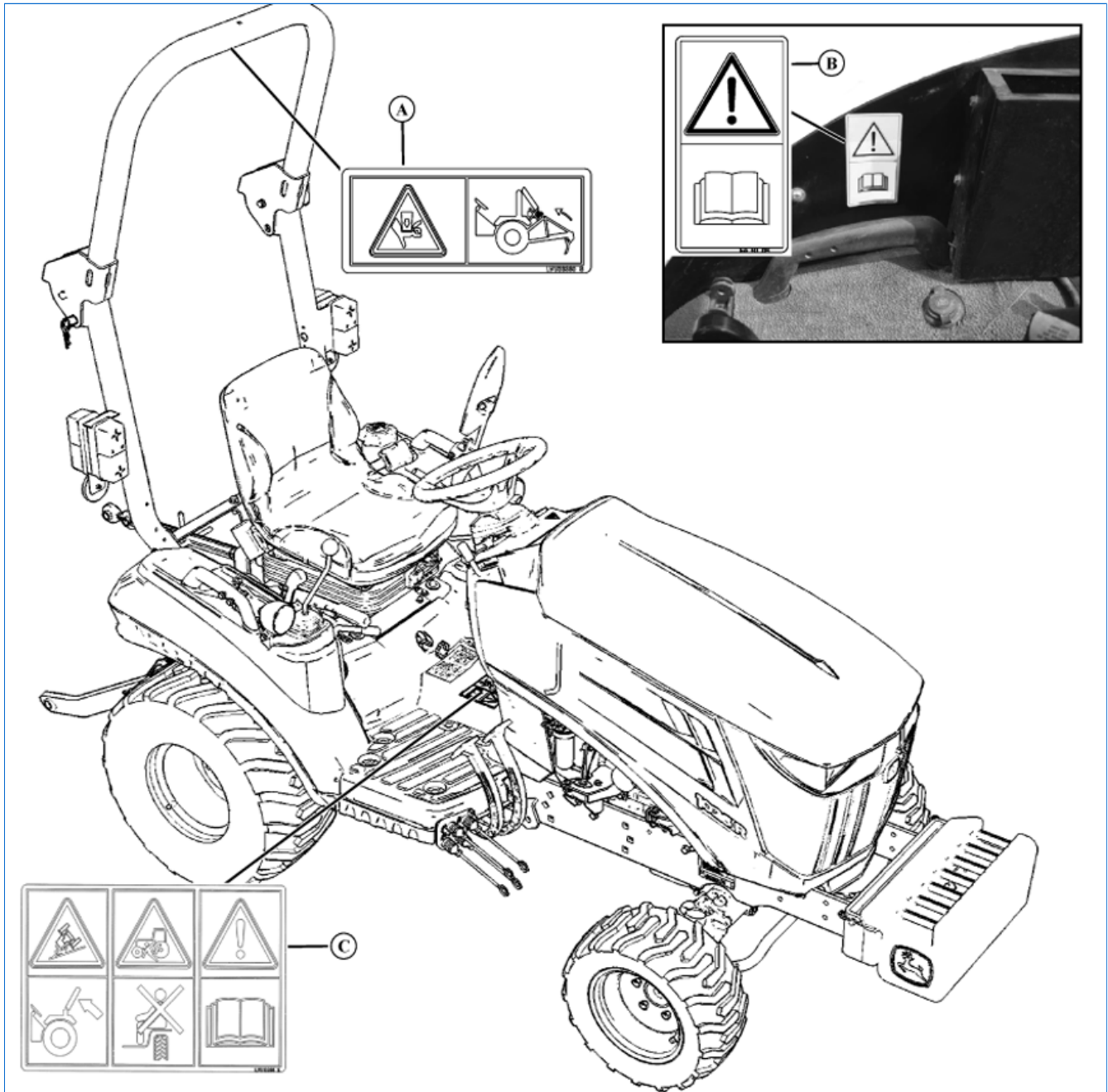
<https://www.ebooklibonline.com>

If the above button click is invalid. Please download this document first, and then click the above link to download the complete manual.

Thank you so much for reading

**OMLVU25864 - 1026R Compact Utility Tractors Operator's Manual (November 2012) -:
(European)
Safety Label Location**

Safety Label Location



LVAL38756-UN: Safety Label Location

LEGEND:

- A - WARNING FOLDING ROPS LVU23360
- B - WARNING/CAUTION CC40740 (Cab Model - Right Side)
- C - WARNING/CAUTION LVU13286 (Open Station Model)

OMLVU25864 - 1026R Compact Utility Tractors Operator's Manual (November 2012) -: (European) Pictorial Safety Signs

Pictorial Safety Signs



LVAL38370-UN: Pictorial Safety Signs

At several important places on this machine safety signs are affixed intended to signify potential danger. The hazard is identified by a pictorial in a warning triangle. An adjacent pictorial provides information how to avoid personal injury. These safety signs, their placement on the machine and a brief explanatory text are shown in this Safety section.

There can be additional safety information contained on parts and components sourced from suppliers that is not reproduced in this operator's manual.

<https://www.ebooklibonline.com>

Hello dear friend!

Thank you very much for reading.

Enter the link into your browser.

The full manual is available for immediate download.

<https://www.ebooklibonline.com>