

OMLVU28482 - 1023E and 1025R Compact Utility Tractors Operator's Manual (August 2015) -: (Export Edition)

Using Your Operator's Manual

Using Your Operator's Manual

This manual is an important part of your machine and should remain with the machine when you sell it.

Reading your operator's manual will help you and others avoid personal injury or damage to the machine. Information given in this manual will provide the operator with the safest and most effective use of the machine. Knowing how to operate this machine safely and correctly will allow you to train others who may operate this machine.

If you have an attachment, use the safety and operating information in the attachment operator's manual along with the machine operator's manual to operate the attachment safely and correctly.

This manual and safety signs on your machine may also be available in other languages (see your authorized dealer to order).

Sections in your operator's manual are placed in a specific order to help you understand all the safety messages and learn the controls so you can operate this machine safely. You can also use this manual to answer any specific operating or servicing questions. A convenient index located at the end of this book will help you to find needed information quickly.

The machine shown in this manual may differ slightly from your machine, but will be similar enough to help you understand our instructions.

RIGHT-HAND and LEFT-HAND sides are determined by facing in the direction the machine will travel when going forward. When you see a broken line (-----), the item referred to is hidden from view.

Before delivering this machine, your dealer performed a predelivery inspection to ensure best performance.

OMLVU28482 - 1023E and 1025R Compact Utility Tractors Operator's Manual (August 2015) -: (Export Edition)

Special Messages

Special Messages

Your manual contains special messages to bring attention to potential safety concerns, machine damage as well as helpful operating and servicing information. Please read all the information carefully to avoid injury and machine damage.



CAUTION:

Avoid injury! This symbol and text highlight potential hazards or death to the operator or bystanders that may occur if the hazards or procedures are ignored.

IMPORTANT:

Avoid damage! This text is used to tell the operator of actions or conditions that might result in damage to the machine.

NOTE:

General information is given throughout the manual that may help the operator in the operation or service of the machine.

OMLVU28482 - 1023E and 1025R Compact Utility Tractors Operator's Manual (August 2015) -: (Export Edition)

Attachments for Your Machine

Attachments for Your Machine

There's a John Deere attachment or kit to make your new machine perform more tasks or be more versatile, whether your machine is a lawn tractor or compact utility tractor or a utility vehicle.

You can check out the entire line of attachments for your machine at JohnDeere.com or ask your John Deere dealer. From aerators to electric lift kits to tillers, there's a John Deere attachment or kit to fill every need.

KN52281,1003FBD-19-20120822

<https://www.ebooklibonline.com>

Hello dear friend!

Thank you very much for reading.

Enter the link into your browser.

The full manual is available for immediate download.

<https://www.ebooklibonline.com>

OMLVU28482 - 1023E and 1025R Compact Utility Tractors Operator's Manual (August 2015) -: (Export Edition)

Record Identification Numbers

Record Identification Numbers

Compact Utility Tractor


If you need to contact an Authorized Service Center for information on servicing, always provide the product model and identification numbers.

You will need to locate the identifications numbers for the product. Record the information in the spaces provided below.

DATE OF PURCHASE:


DEALER NAME:

DEALER PHONE:



LVAL38244-UN: PRODUCT IDENTIFICATION NUMBER

PRODUCT IDENTIFICATION NUMBER (A):




LVAL38245-UN: ENGINE SERIAL NUMBER

ENGINE SERIAL NUMBER (B):

OMLVU28482 - 1023E and 1025R Compact Utility Tractors Operator's Manual (August 2015) - (Export Edition)

Replace Safety Signs

Replace Safety Signs



TS201-UN: Safety Signs

Replace missing or damaged safety signs. Use this operator's manual for correct safety sign placement.

There can be additional safety information contained on parts and components sourced from suppliers that is not reproduced in this operator's manual.

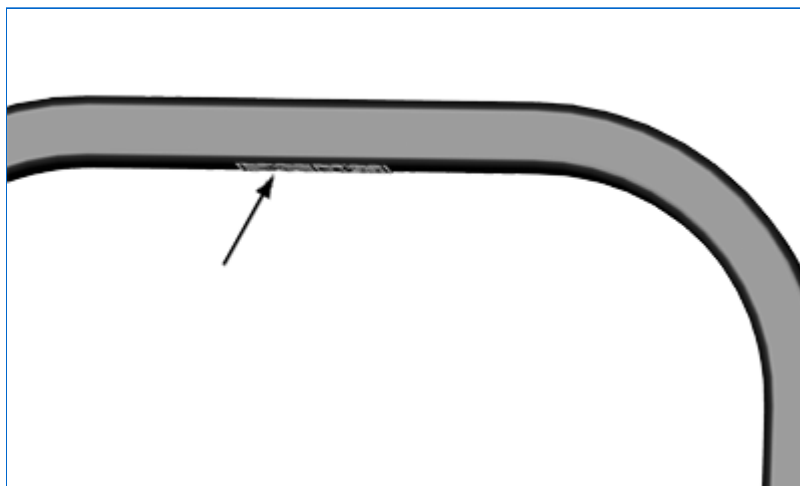
OMLVU28482 - 1023E and 1025R Compact Utility Tractors Operator's Manual (August 2015) - (Export Edition)
CAUTION

CAUTION

CAUTION: AVOID AMPUTATION



LVAL38757-UN: LVU23360




LV21915-UN: LVU23360

- Hands or fingers may be pinched between folded ROPS and rear implements. Do not place hands or fingers near foldable ROPS when implements are raised.

OMLVU28482 - 1023E and 1025R Compact Utility Tractors Operator's Manual (August 2015) - (Export Edition)
CAUTION

CAUTION



LV18898-UN: Label—T302221



LV21914-UN: T302221

Use Foldable ROPS and Seat Belt Properly

CAUTION: Avoid crushing injury or death during rollover

This machine is equipped with a foldable roll-over protective structure (ROPS). Keep the ROPS in the fully extended and locked position.

- USE a seat belt when you operate with a ROPS.



Suggest:

For more complete manuals. Please go to the home page.

<https://www.ebooklibonline.com>


If the above button click is invalid. Please download this document first, and then click the above link to download the complete manual.

Thank you so much for reading

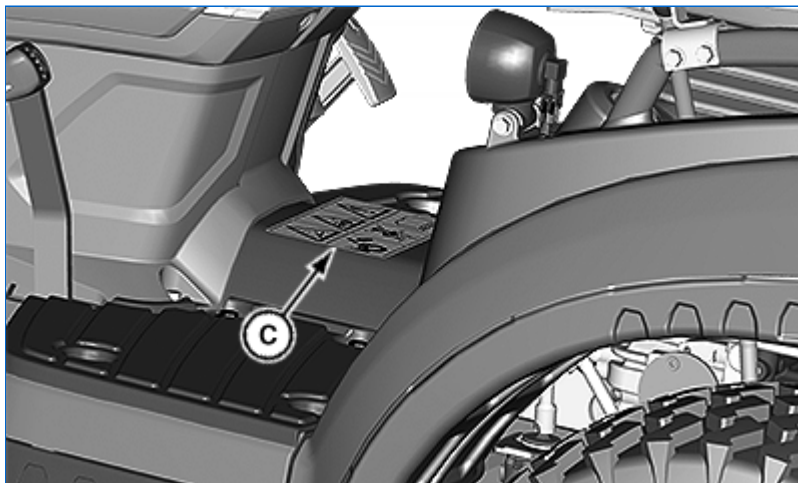
- Hold the latch and pull the seat belt across the body.
- Insert the latch into the buckle. Listen for a click.
- Tug on the seat belt latch to make sure the belt is securely fastened.
- Snug the seat belt across the hips.
- If this machine is operated with the ROPS folded (e.g., to enter a low building), drive with extreme caution. DO NOT USE a seat belt with the ROPS folded.
- Return the ROPS to the raised, fully extended position as soon as the machine is operated under normal conditions.

OMLVU28482 - 1023E and 1025R Compact Utility Tractors Operator's Manual (August 2015) - : (Export Edition)
CAUTION

CAUTION



LVAL38758-UN: LVU13286 / LVU30111



LV21916-UN: LVU13286 / LVU30111

CAUTION: Avoid crushing injury or death during rollover

Use Foldable ROPS and Seat Belt Properly

This machine is equipped with a foldable roll-over protective structure (ROPS). Keep the ROPS in the fully extended and locked position.

<https://www.ebooklibonline.com>

Hello dear friend!

Thank you very much for reading.

Enter the link into your browser.

The full manual is available for immediate download.

<https://www.ebooklibonline.com>