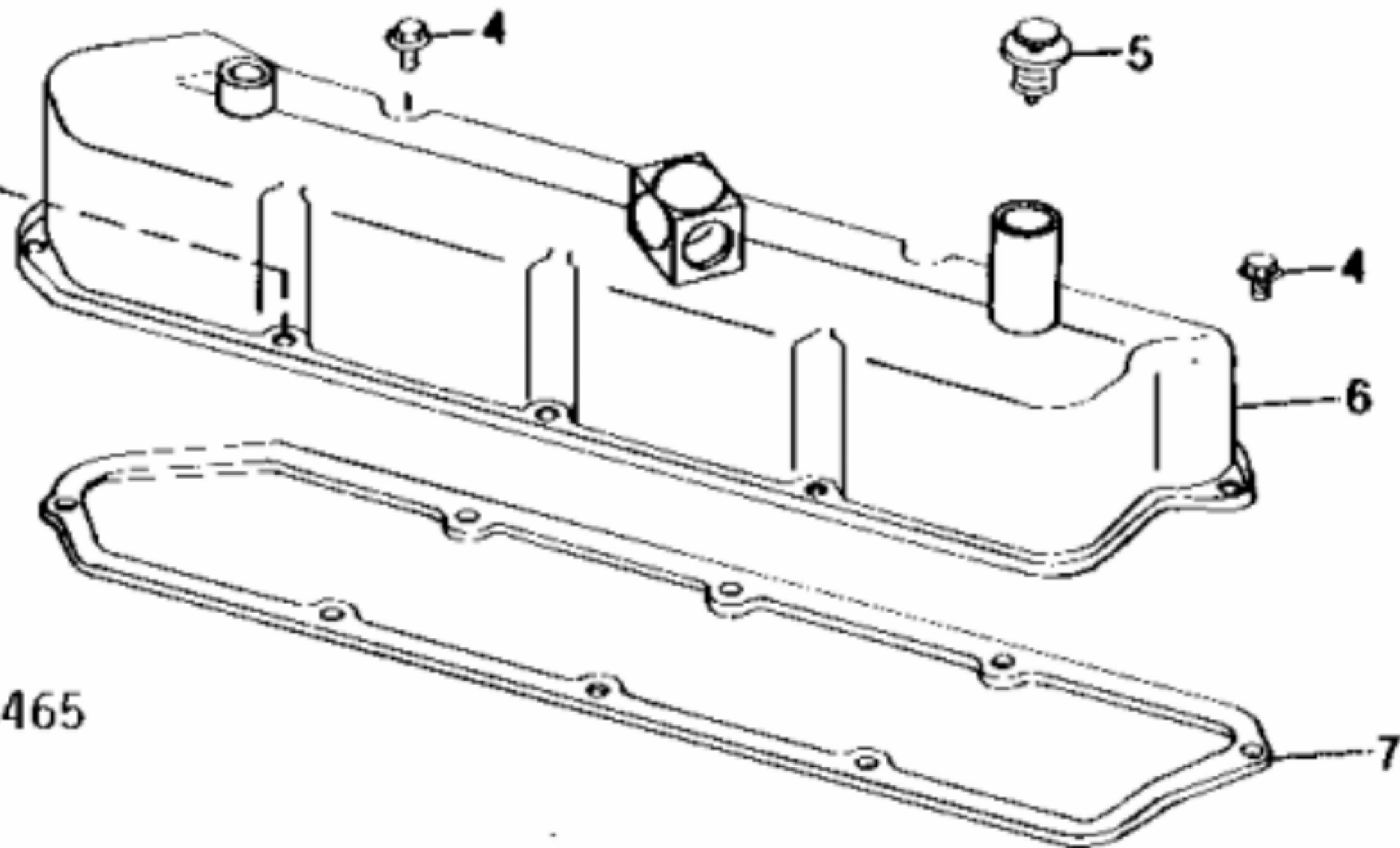


- 1 - Bolt
- 2 - Washer
- 3 - Seal



TP16465

John Deere > Construction And Forestry > EXCAVATOR > 595D - EXCAVATOR > 595D Excavator > 04 ENGINE 4 4045TT008, 4276TT021 > 0402 CAMSHAFT AND VALVE ACTUATING MEANS 4045TT008, 4276TT021 4045TT008, 4276TT021 > ST298061 - ROCKER ARM COVER

KEY	PART NO.	PART NAME	QTY	REMARKS	
1	19H2036	CAP SCREW	1	1/4" X 7/8"	
2	12H302	LOCK WASHER	1	1/4"	
3	R64764	WASHER	1	6.756 X 15.875 X 4.750 mm	
4	AR103811	SCREW WITH WASHER	8	6.350 X 19.050 mm, (SUB FOR AR100124)	
5	AR65864	FILLER CAP	1		
6	AR71130	VALVE COVER	1		
7	R73521	GASKET	1		

<https://www.ebooklibonline.com>

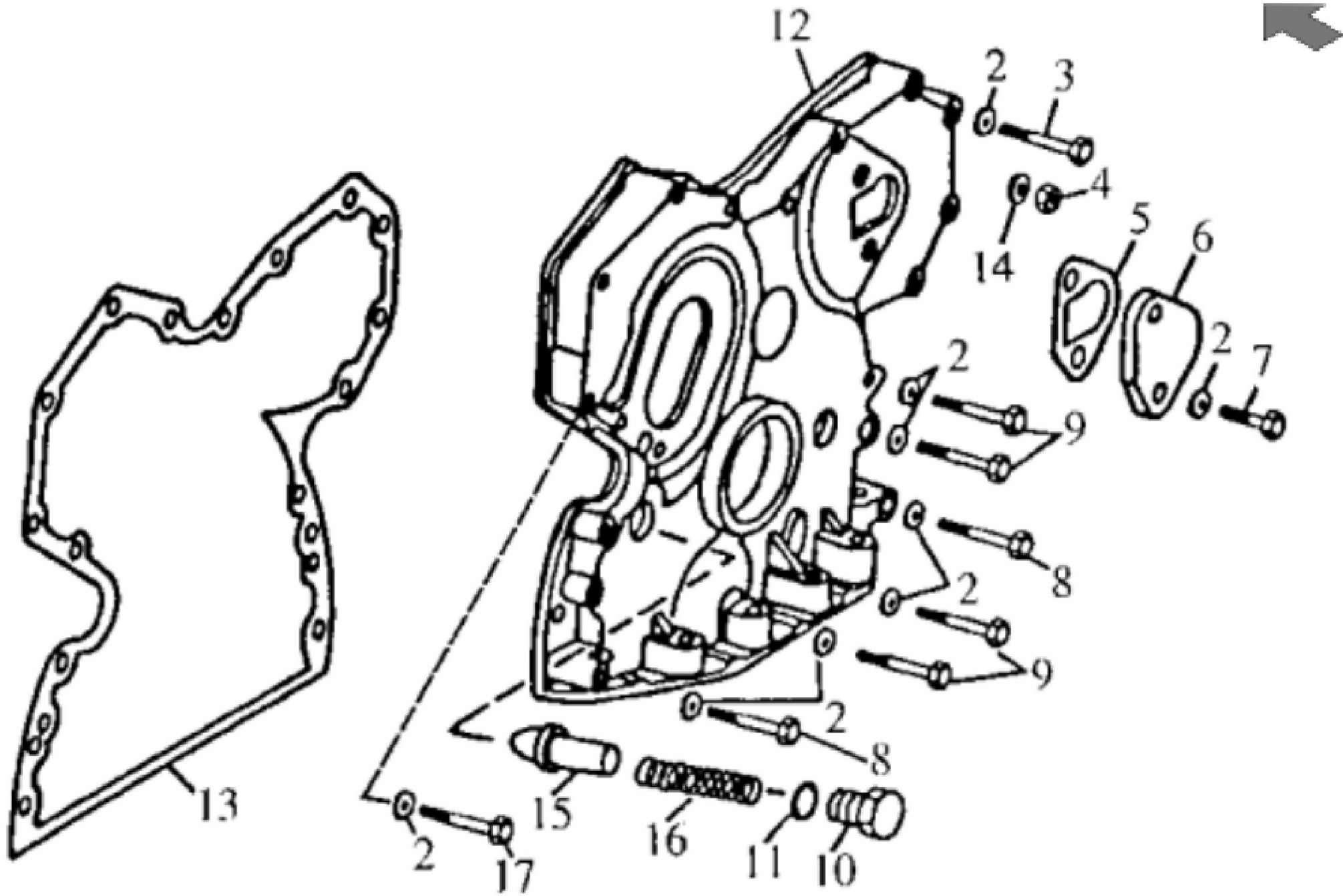
Hello dear friend!

Thank you very much for reading.

Enter the link into your browser.

The full manual is available for immediate download.

<https://www.ebooklibonline.com>



John Deere > Construction And Forestry > EXCAVATOR > 595D - EXCAVATOR > 595D Excavator > 04 ENGINE 4 4045TT008, 4276TT021 > 0402 CAMSHAFT AND VALVE ACTUATING MEANS 4045TT008, 4276TT021 4045TT008, 4276TT021 > ST298062 - TIMING GEAR COVER

KEY	PART NO.	PART NAME	QTY	REMARKS
2	24M7106	WASHER	AR	10 X 18 X 2.500 mm
3	19H3693	SCREW	5	3/8" X 1-1/4"
4	N10215	LOCK NUT	2	9.525 mm, (SUB FOR 14H812, THIS APPLICATION)
5	R125066	GASKET	1	(SUB FOR R78366 OR R97773)
6	R126041	COVER	1	(SUB FOR T20362)
7	R124277	CAP SCREW	2	(SUB FOR R122618, THIS APPLICATION)
8	19H3733	SCREW	2	3/8" X 2-1/2"
9	19H3408	SCREW	5	3/8" X 1-3/4"
10	T27657	FITTING PLUG	1	
11	A4827R	WASHER	1	25.400 X 31.700 X 1.500 mm
12	RE56443	COVER	1	
13	R126513	GASKET	1	(SUB FOR R97454, T20155, R119269 OR R121314)
14	12H304	LOCK WASHER	AR	3/8"
15	R83169	VALVE	1	
16	T27658	SPRING	1	
17	19H3011	CAP SCREW	1	1/2" X 2-1/8"



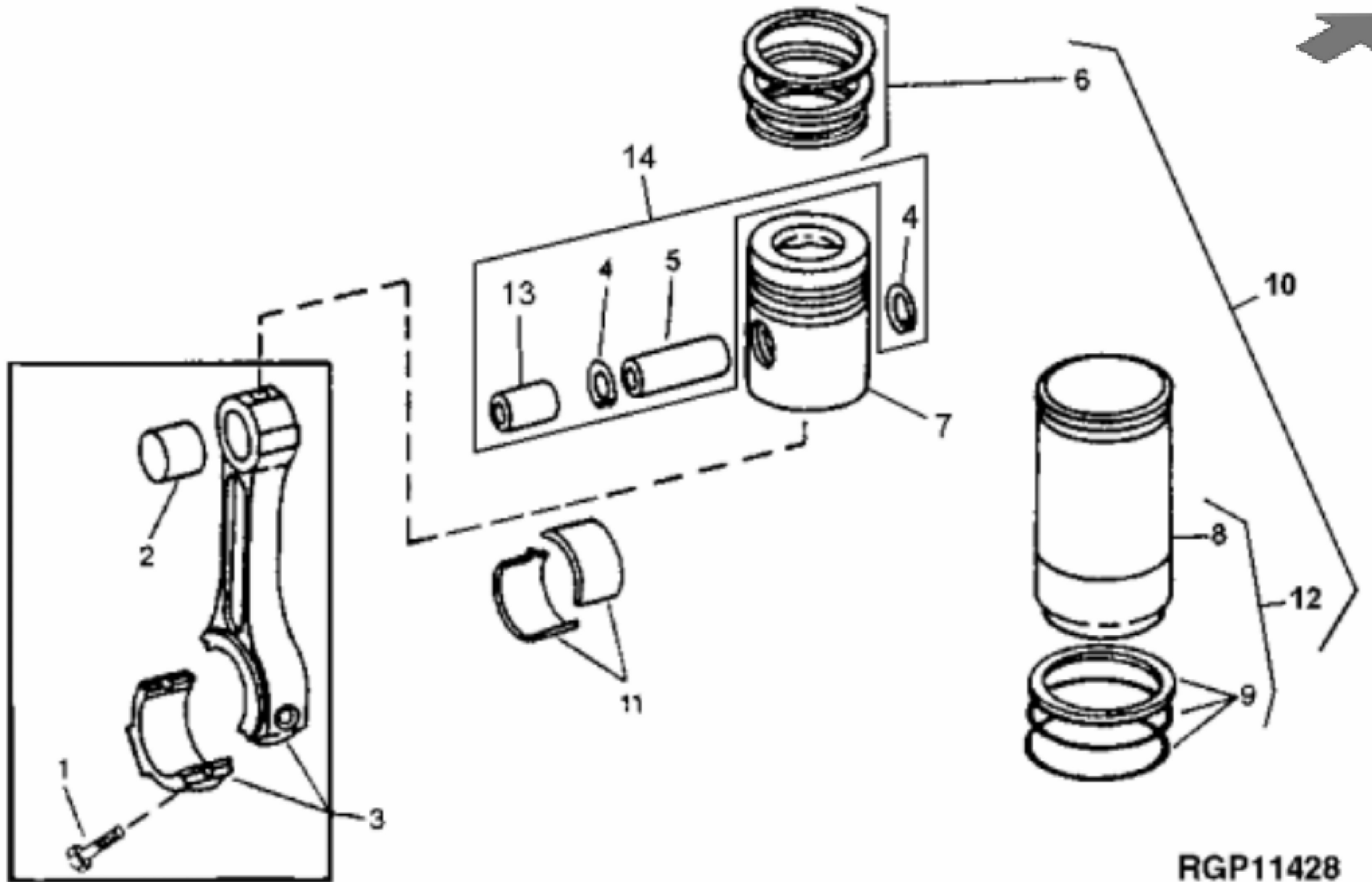
Suggest:

For more complete manuals. Please go to the home page.

<https://www.ebooklibonline.com>

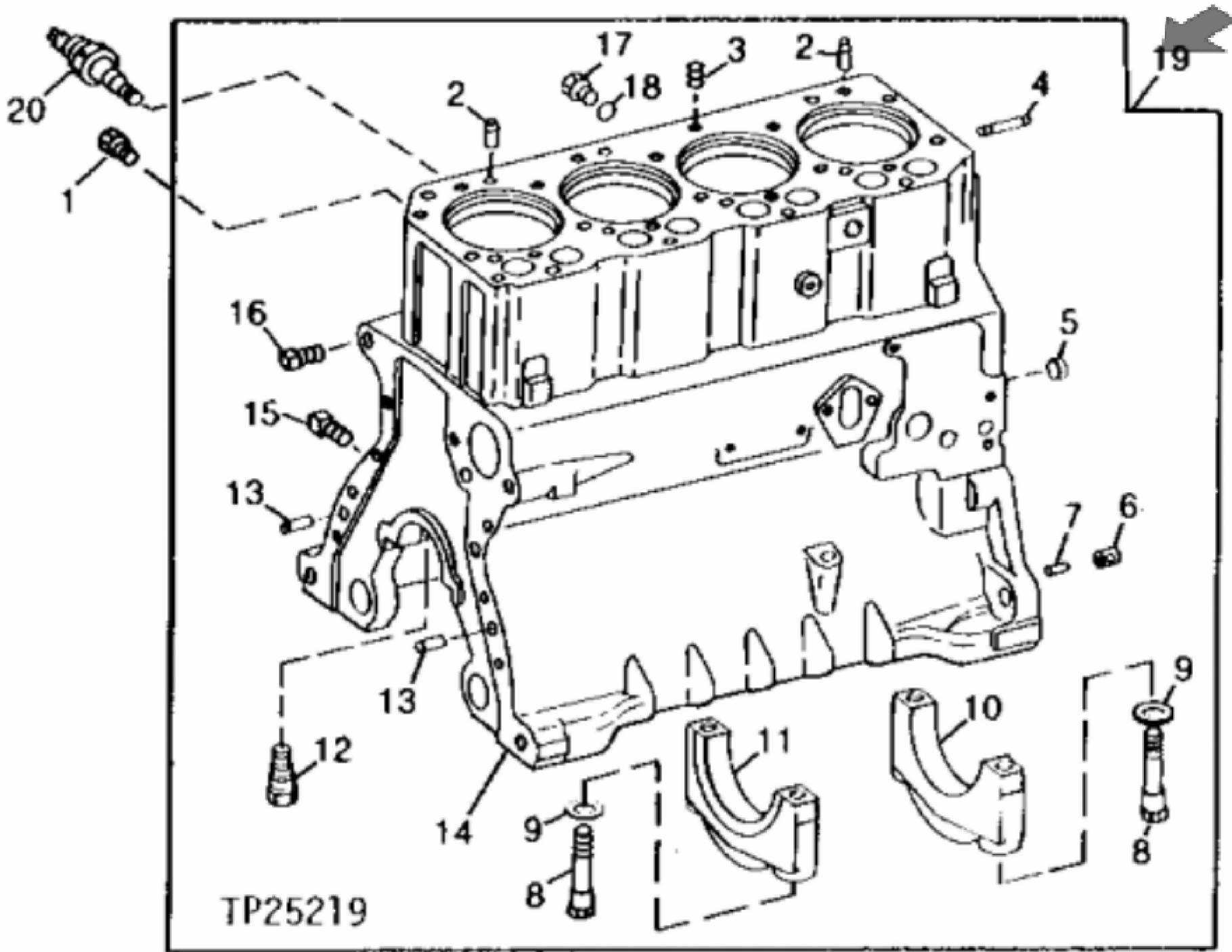
If the above button click is invalid. Please download this document first, and then click the above link to download the complete manual.

Thank you so much for reading



RGP11428

KEY	PART NO.	PART NAME	QTY	Engine Serial No.	REMARKS
1	R74195	SCREW	8		12.700 X 63.500 mm
2	BUSHING	4		(R56186 NO LONGER AVAILABLE)
3	RE53716	CONNECTING ROD	4		(MARKED R116851) (SUB FOR AR66400) (MARKED R56187)
3	SE500746	CONNECTING ROD REMAN	AR		(REMAN FOR RE53716)
4	R54114	SNAP RING	8		
5	PIN	4		
6	RE507852	PISTON RING KIT	4		(SUB FOR RE15674, RE48818, RE66820)
7	PISTON	4	____-216421	(AR96389 NO LONGER AVAILABLE, FURNISH RE19833)
7	PISTON	4	216422-____	(RE28920 NO LONGER AVAIBLE, FURNISH RE53073)
8	R121867	CYLINDER LINER	4		(SUB FOR R80500) (SUB RE500024)
9	AR65507	O-RING KIT	4		
10	RE19833	KIT	4	____-216421	(SUB FOR RE19832)
10	RE53073	PISTON-LINER KIT	4	216422-____	(SUB FOR RE28977)
11	AR97517	BEARING	4		STANDARD (SET OF (2) R54801)
11	BEARING	4		(AR97652 NO LONGER AVAILABLE) 0.05 MM (.002") UNDERSIZE (SET OF (2) R73595)
11	AR97653	BEARING	4		0.25 MM (.010") UNDERSIZE (SET OF (2) R73596)
11	AR97654	BEARING	4		0.51 MM (.020") UNDERSIZE (SET OF (2) R73597)
11	AR97655	BEARING	4		0.76 MM (.030") UNDERSIZE (SET OF (2) R73598)
12	RE500024	CYLINDER LINER	4		
13	BUSHING	4		
14	RE63913	PIN KIT	4		



<https://www.ebooklibonline.com>

Hello dear friend!

Thank you very much for reading.

Enter the link into your browser.

The full manual is available for immediate download.

<https://www.ebooklibonline.com>