

TP11017

KEY	PART NO.	PART NAME	QTY	Serial No.	REMARKS
1	RE61639	CYLINDER BLOCK	1		(MARKED R122820)
2	R48685	DOWEL PIN	2		(SUB FOR R26241, THIS APPLICATION)
3A	AT13740	DRAIN VALVE	1		(WITHOUT ENGINE COOLANT HEATER)
3A	15H613	ELBOW FITTING	1		90°, 1/4"
3B	R55233	PIPE PLUG	1		(WITHOUT ENGINE COOLANT HEATER)
4	15H275	PIPE PLUG	1		1/4"
4	15H613	ELBOW FITTING	1		90°, 1/4"
5	T25701	STUD	1		
5	R122226	STUD	2		(SUB FOR R122226)
6	12H304	LOCK WASHER	3		3/8"
7	14H812	NUT	3		3/8"
8	T18891	PLUG	2		
9	R26493	BUSHING	1		
10	R26650	DOWEL PIN	2		
11	15H623	PIPE PLUG	1		3/8"
12	R48685	DOWEL PIN	2		(SUB FOR A120R)
13	R54802	ORIFICE	4		
14	15H558	PIPE PLUG	5	250923-____	1/8", (SUB FOR RE12310)
15	R73139	FLOW CONTROL HYD. VALVE	1	569033-____	
16	R46625	SPRING	1	569033-____	
17	R75892	O-RING	AR		
..	RE19855	SHORT BLOCK ASSEMBLY	1		(MARKED R122820) WITH CYLINDER BLOCK ASSEMBLY,CRANKSHAFT, MAIN BEARING CAPS,CAMSHAFT,BALANCER SHAFT, PISTONS,CONNECTING RODS,PIPE PLUGS, MISCELLANEOUS PARTS

<https://www.ebooklibonline.com>

Hello dear friend!

Thank you very much for reading.

Enter the link into your browser.

The full manual is available for immediate download.

<https://www.ebooklibonline.com>

KEY	PART NO.	PART NAME	QTY	REMARKS	
1	ENGINE OVERHAUL KIT	1	BASIC ENGINE OVERHAUL KIT (WITH STANDARD PISTONS) (ALSO INCLUDES ENGINE OVERHAUL GASKET KIT) (ORDER ONE KIT PER ENGINE) (AT86984 NO LONGER AVAILABLE) (SUB FOR AT86985) (SUB RE61610)	
1	RE61610	ENGINE OVERHAUL KIT	1	BASIC ENGINE OVERHAUL KIT (WITH STANDARD PISTONS) (ALSO INCLUDES ENGINE OVERHAUL GASKET KIT) (ORDER ONE KIT PER ENGINE) (INCLUDES (8) M41029)	



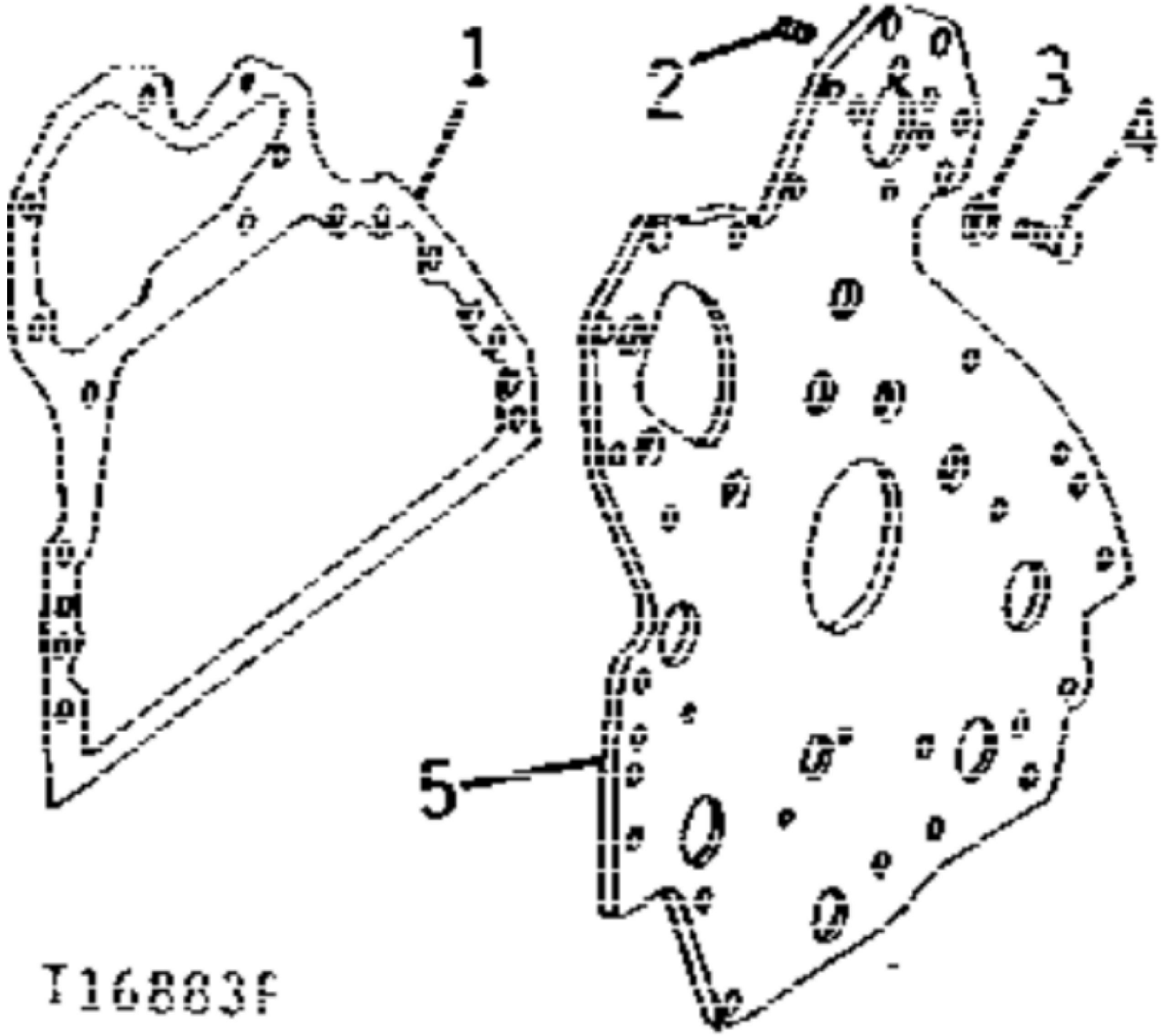
Suggest:

For more complete manuals. Please go to the home page.

<https://www.ebooklibonline.com>

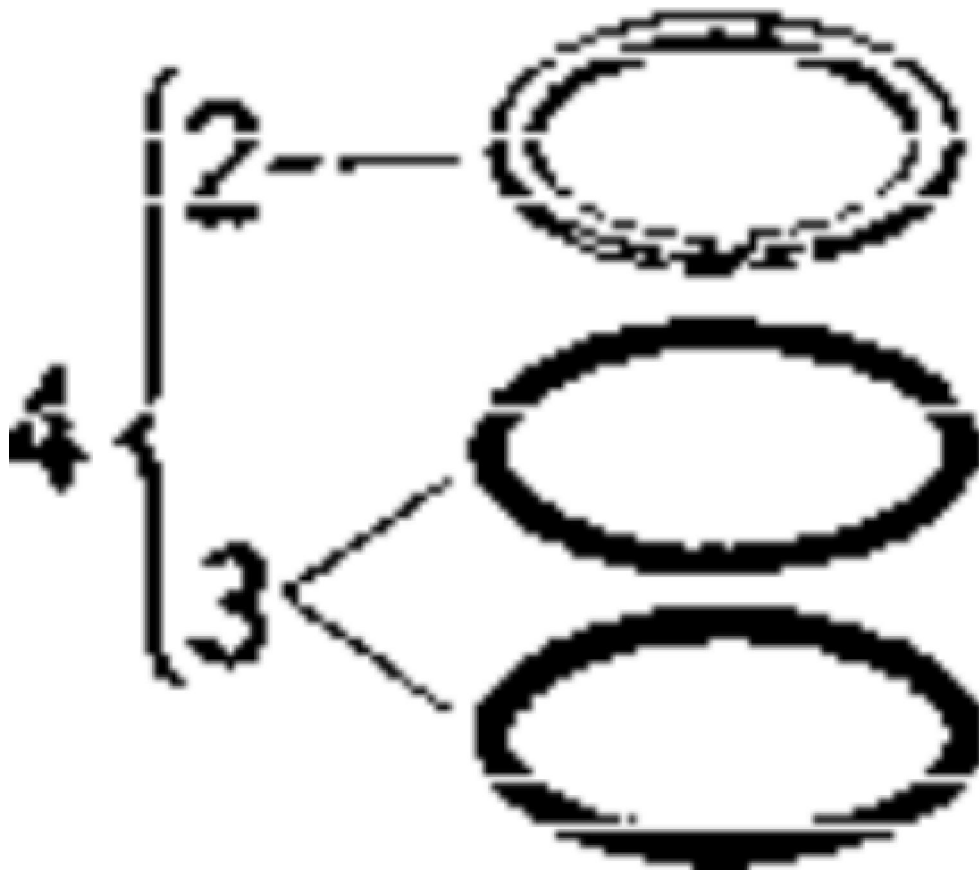
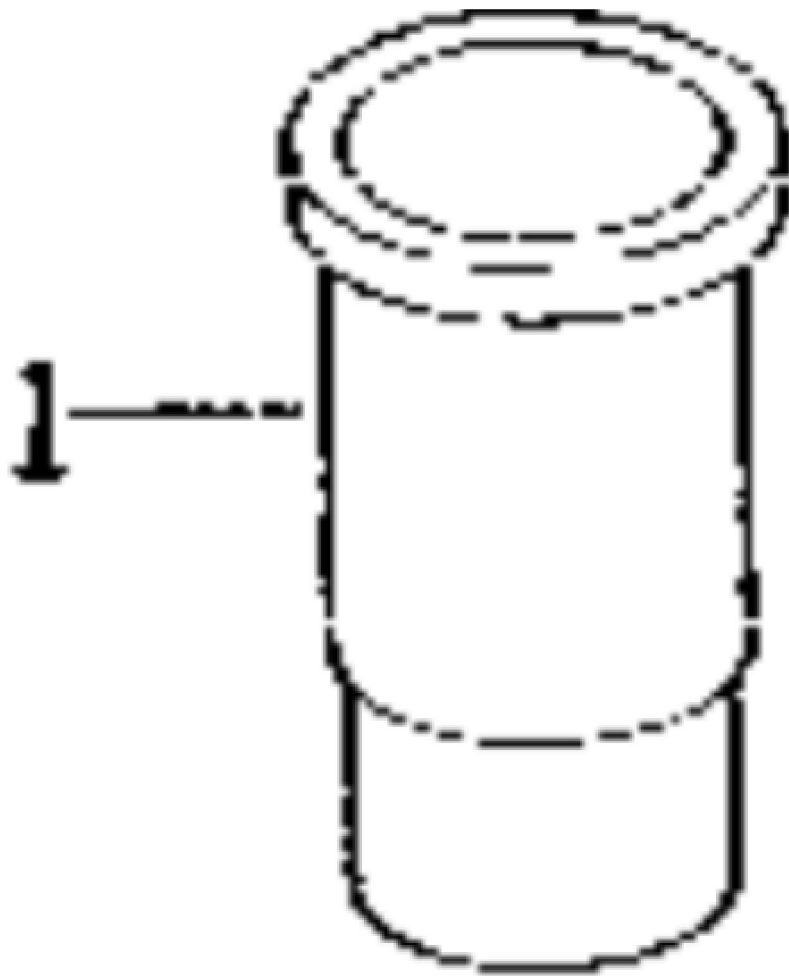
If the above button click is invalid. Please download this document first, and then click the above link to download the complete manual.

Thank you so much for reading



T16883F

KEY	PART NO.	PART NAME	QTY	REMARKS	
1	R131794	GASKET	1	(SUB FOR R131794)	
2	AT21191	SET SCREW	AR		
2	AT22919	SET SCREW	2		
3	12H324	WASHER	5	EXTERNAL TOOTH, 3/8"	
4	T20166	SCREW	5	3/8" X 7/8"	
5	RE16149	PLATE	1	(ALSO ORDER (8) AT21191 AND (2) AT22919) (SUB FOR R56736)	



1 4 1 1 7

<https://www.ebooklibonline.com>

Hello dear friend!

Thank you very much for reading.

Enter the link into your browser.

The full manual is available for immediate download.

<https://www.ebooklibonline.com>