


OMRE573124 - 9470RT, 9520RT and 9570RT Scraper Tractors (Serial No. 906000-)(Export Edition) B5
Recognize Safety Information

Recognize Safety Information



T81389-UN: Safety-alert symbol

This is a safety-alert symbol. When you see this symbol on your machine or in this manual, be alert to the potential for personal injury.

Follow recommended precautions and safe operating practices.

OMRE573124 - 9470RT, 9520RT and 9570RT Scraper Tractors (Serial No. 906000-)(Export Edition) B5
Understand Signal Words

Understand Signal Words



TS187-19: Signal Words

A signal word—DANGER, WARNING, or CAUTION—is used with the safety-alert symbol. DANGER identifies the most serious hazards.

DANGER or WARNING safety signs are located near specific hazards. General precautions are listed on CAUTION safety signs. CAUTION also calls attention to safety messages in this manual.

<https://www.ebooklibonline.com>

Hello dear friend!

Thank you very much for reading.

Enter the link into your browser.

The full manual is available for immediate download.

<https://www.ebooklibonline.com>

OMRE573124 - 9470RT, 9520RT and 9570RT Scraper Tractors (Serial No. 906000-)(Export Edition) B5
Follow Safety Instructions

Follow Safety Instructions



TS201-UN: Safety Messages

Carefully read all safety messages in this manual and on your machine safety signs. Keep safety signs in good condition. Replace missing or damaged safety signs. Be sure new equipment components and repair parts include the current safety signs. Replacement safety signs are available from your John Deere dealer.

There can be additional safety information contained on parts and components sourced from suppliers that is not reproduced in this operator's manual.

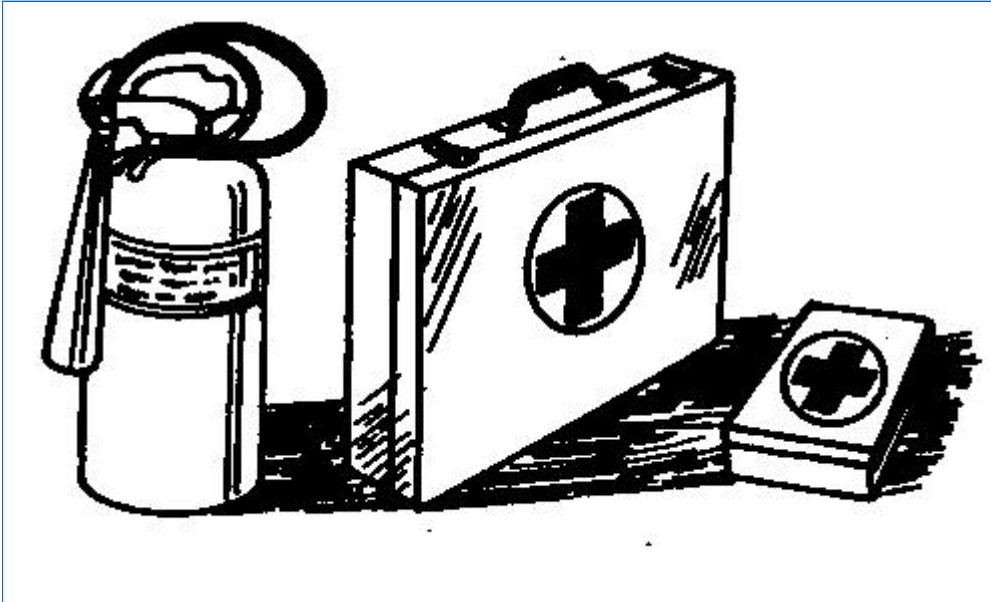
Learn how to operate the machine and how to use controls properly. Do not let anyone operate without instruction.

Keep your machine in proper working condition. Unauthorized modifications to the machine may impair the function and/or safety and affect machine life.

If you do not understand any part of this manual and need assistance, contact your John Deere dealer.

OMRE573124 - 9470RT, 9520RT and 9570RT Scraper Tractors (Serial No. 906000-)(Export Edition) B5
Prepare for Emergencies

Prepare for Emergencies



TS291-UN: First Aid Kit


Be prepared if a fire starts.

Keep a first aid kit and fire extinguisher handy.

Keep emergency numbers for doctors, ambulance service, hospital, and fire department near your telephone.

OMRE573124 - 9470RT, 9520RT and 9570RT Scraper Tractors (Serial No. 906000-)(Export Edition) B5
Wear Protective Clothing

Wear Protective Clothing



TS206-UN: Protective Clothing

Wear close fitting clothing and safety equipment appropriate to the job.

Operating equipment safely requires the full attention of the operator. Do not wear radio or music headphones while operating machine.

OMRE573124 - 9470RT, 9520RT and 9570RT Scraper Tractors (Serial No. 906000-)(Export Edition) B5
Protect Against Noise

Protect Against Noise



TS207-UN: Noise Exposure

Prolonged exposure to loud noise can cause impairment or loss of hearing.

Wear a suitable hearing protective device such as earmuffs or earplugs to protect against objectionable or uncomfortable loud noises.

OMRE573124 - 9470RT, 9520RT and 9570RT Scraper Tractors (Serial No. 906000-)(Export Edition) B5
Handle Fuel Safely—Avoid Fires

Handle Fuel Safely—Avoid Fires



TS202-UN: Avoid Fires

Handle fuel with care: it is highly flammable. Do not refuel the machine while smoking or when near open flame or sparks.

Always stop engine before refueling machine. Fill fuel tank outdoors.

Prevent fires by keeping machine clean of accumulated trash, grease, and debris. Always clean up spilled fuel.

Use only an approved fuel container for transporting flammable liquids.

Never fill fuel container in pickup truck with plastic bed liner. Always place fuel container on ground before refueling. Touch fuel container with fuel dispenser nozzle before removing can lid. Keep fuel dispenser nozzle in contact with fuel container inlet when filling.

Do not store fuel container where there is an open flame, spark, or pilot light such as within a water heater or other appliance.

OMRE573124 - 9470RT, 9520RT and 9570RT Scraper Tractors (Serial No. 906000-)(Export Edition) B5
Handle Starting Fluid Safely

Handle Starting Fluid Safely



TS1356-UN: Store Safely

Starting fluid is highly flammable.

Keep all sparks and flame away when using it. Keep starting fluid away from batteries and cables.

To prevent accidental discharge when storing the pressurized can, keep the cap on the container, and store in a cool, protected location.

Do not incinerate or puncture a starting fluid container.



Suggest:

For more complete manuals. Please go to the home page.

<https://www.ebooklibonline.com>

If the above button click is invalid. Please download this document first, and then click the above link to download the complete manual.

Thank you so much for reading

OMRE573124 - 9470RT, 9520RT and 9570RT Scraper Tractors (Serial No. 906000-)(Export Edition) B5

Fire Prevention

Fire Prevention

To reduce the risk of fire, your tractor should be regularly inspected and cleaned.

- Birds and other animals may build nests or bring other flammable materials into the engine compartment or onto the exhaust system. The tractor should be inspected and cleaned prior to the first use each day.
- A build up of grass, crop material and other debris may occur during normal operation. This is especially true when operating in very dry conditions or conditions where airborne crop material or crop dust is present. Any such build up must be removed to ensure proper machine function and to reduce the risk of fire. The tractor must be inspected and cleaned periodically throughout the day.
- Regular and thorough cleaning of the tractor combined with other routine maintenance procedures listed in the Operator's Manual greatly reduce the risk of fire and the chance of costly downtime.
- Do not store fuel container where there is an open flame, spark, or pilot light such as within a water heater or other appliance.
- Check fuel lines, tank, cap, and fittings frequently for damage, cracks or leaks. Replace if necessary.

Follow all operational and safety procedures posted on the machine and the Operator's Manual. Be careful of hot engine and exhaust components during inspection and cleaning. Before carrying out any inspection or cleaning, always shut OFF the engine, place the transmission in PARK or set parking brake, and remove the key. Removal of the key will prevent others from starting the tractor during inspection and cleaning.

OMRE573124 - 9470RT, 9520RT and 9570RT Scraper Tractors (Serial No. 906000-)(Export Edition) B5

In Case of Fire

In Case of Fire



TS227-UN: Flames



CAUTION:

Avoid personal injury.

Stop machine immediately at the first sign of fire. Fire may be identified by the smell of smoke or sight of flames. Because fire grows and spreads rapidly, get off the machine immediately and move safely away from the fire. Do not return to the machine! The number one priority is safety.

Call the fire department. A portable fire extinguisher can put out a small fire or contain it until the fire department arrives; but portable extinguishers have limitations. Always put the safety of the operator and bystanders first. If attempting to extinguish a fire, keep your back to the wind with an unobstructed escape path so you can move away quickly if the fire cannot be extinguished.

Read the fire extinguisher instructions and become familiar with their location, parts, and operation before a fire starts. Local fire departments or fire equipment distributors may offer fire extinguisher training and recommendations.

If your extinguisher does not have instructions, follow these general guidelines:

1. Pull the pin. Hold the extinguisher with the nozzle pointing away from you, and release the locking mechanism.
 2. Aim low. Point the extinguisher at the base of the fire.
 3. Squeeze the lever slowly and evenly.
 4. Sweep the nozzle from side-to-side.
-

<https://www.ebooklibonline.com>

Hello dear friend!

Thank you very much for reading.

Enter the link into your browser.

The full manual is available for immediate download.

<https://www.ebooklibonline.com>