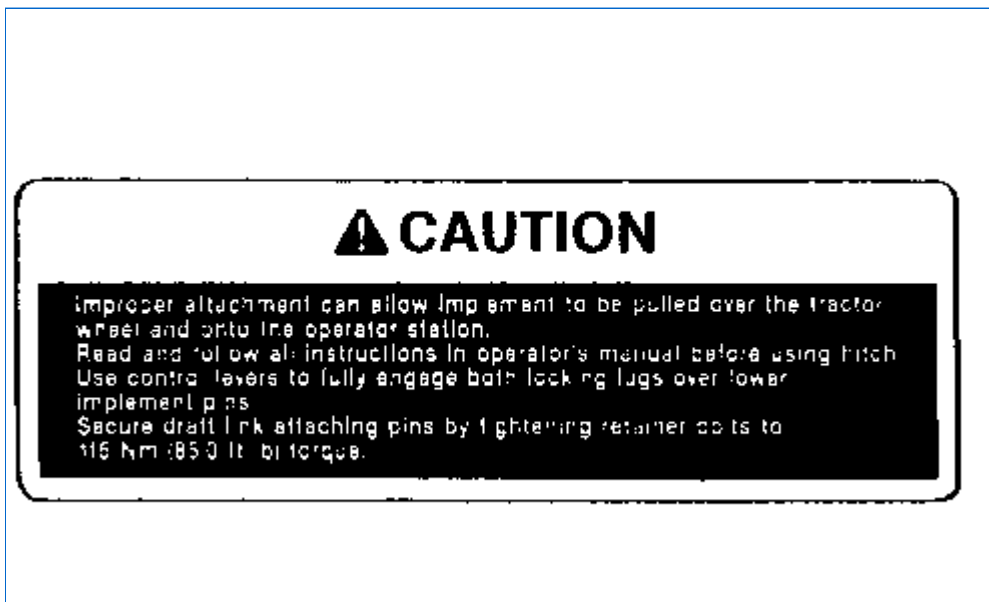


omar170493 - 8110T, 8210T, 8310T and 8410T Tractors (- 902000) Fasten Implement Securely

Fasten Implement Securely



RW56297-UN: Fasten Implement Securely Decal Location



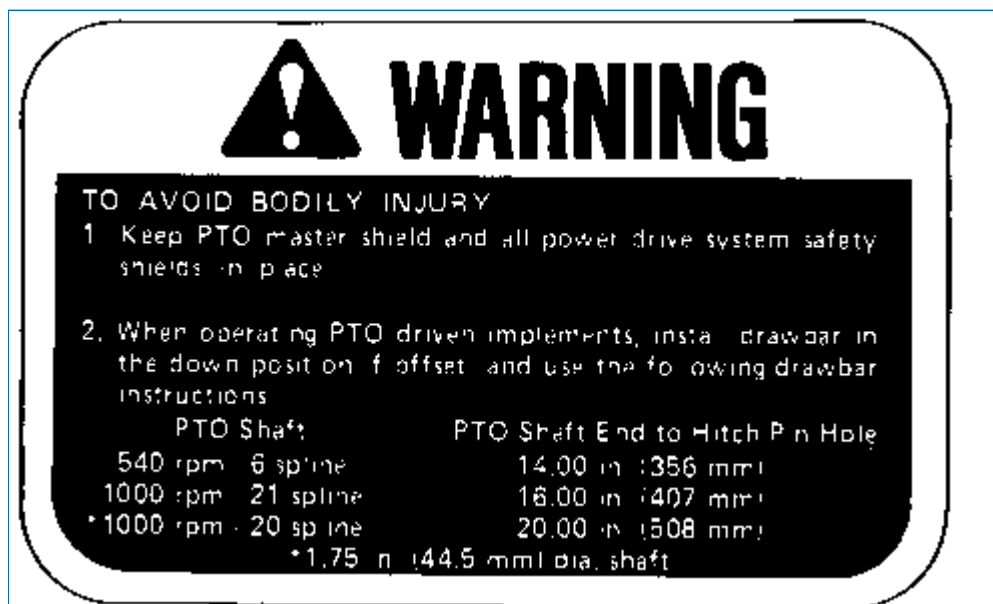
RW55095-19: Fasten Implement Securely Caution

omar170493 - 8110T, 8210T, 8310T and 8410T Tractors (- 902000) Stay Clear of PTO

Stay Clear of PTO



RW26419-UN: Stay Clear of PTO Decal Location



RW10950-19: Stay Clear of PTO Warning

<https://www.ebooklibonline.com>

Hello dear friend!

Thank you very much for reading.

Enter the link into your browser.

The full manual is available for immediate download.

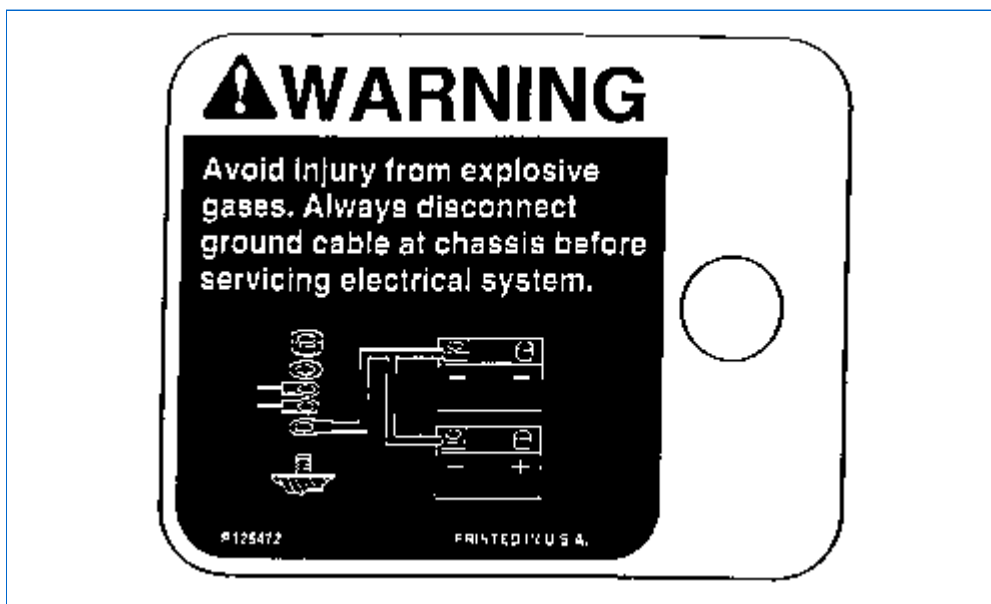
<https://www.ebooklibonline.com>

omar170493 - 8110T, 8210T, 8310T and 8410T Tractors (- 902000) Avoid Explosive Gases

Avoid Explosive Gases




RW56299-UN: Avoid Explosive Gases Decal Location



RW55220-19: Avoid Explosive Gases Warning

omar170493 - 8110T, 8210T, 8310T and 8410T Tractors (- 902000)
Avoid High-pressure Fluid

Avoid High-pressure Fluid



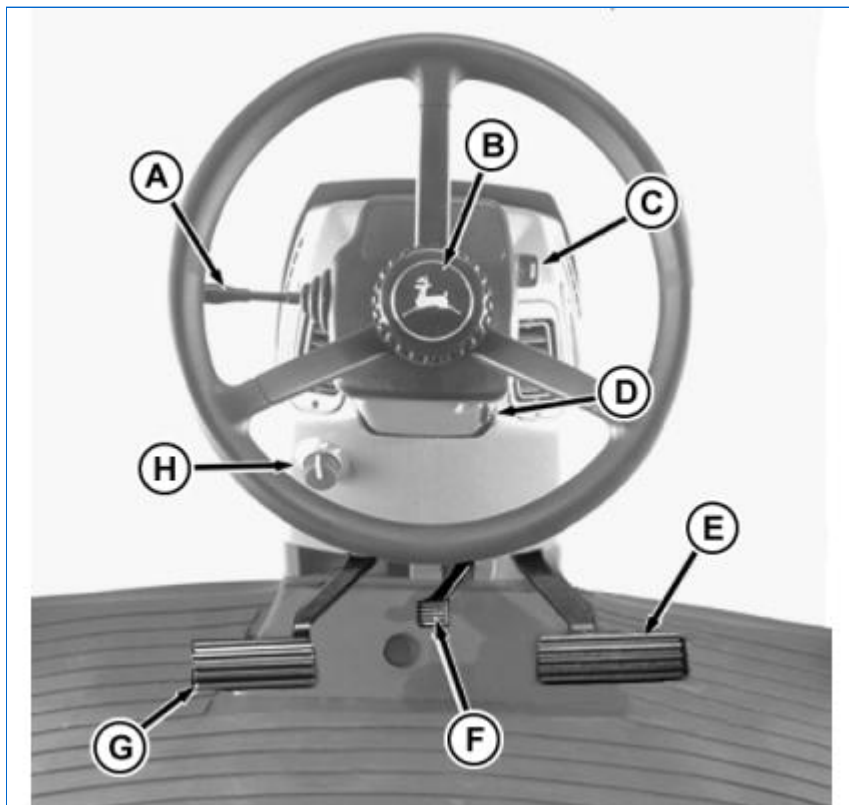
RW56394-UN: Avoid High-Pressure Fluid



RW56395-19: Accumulator Safety Decal

omar170493 - 8110T, 8210T, 8310T and 8410T Tractors (- 902000) Front Console

Front Console




RW26337-UN: Front Console

LEGEND:

- A - Turn Signal Lever, Dimmer Switch, Horn, Flash-to-Pass
- B - Steering Wheel Telescope Release
- C - Key Switch
- D - Steering Wheel Tilt Release
- E - Brake Pedal
- F - Steering Column Foot Release
- G - Clutch Pedal
- H - Air Flow Direction Knob

omar170493 - 8110T, 8210T, 8310T and 8410T Tractors (- 902000) Corner Post Display

Corner Post Display




RW26225-UN: Corner Post Display

LEGEND:

- A - Stop Engine Symbol
- B - Service Alert Symbol
- C - Engine Speed
- D - Transmission Gear
- E - Ground Speed [Displays True Ground Speed With Radar; Displays Track Speed With No Radar]

omar170493 - 8110T, 8210T, 8310T and 8410T Tractors (- 902000) Side Console

Side Console




RW26679-UN: Side Console

LEGEND:

- A - Field Cruise
- B - Vehicle Monitor
- C - Engine Temperature Gauge
- D - Air Conditioning Switch
- E - Engine Oil Pressure Gauge
- F - Temperature Control
- G - Fuel Level
- H - Fan Speed Control
- I - Wiper Control
- J - Light Switch
- K - SCV TouchSet Control Panel
- L - Hazard Light Switch
- M - Rear Washer/Wiper Switch (*Optional*)
- N - Cigarette Lighter
- O - Diagnostic Outlet [Used only by your John Deere Dealer]
- P - Convenience Electrical Outlet
- Q - Command Control System
- R - Display Functions

omar170493 - 8110T, 8210T, 8310T and 8410T Tractors (- 902000) Armrest Controls

Armrest Controls



RW26227-UN: Armrest Controls

LEGEND:

- A - Hand Throttle
- B - Gear Shift Lever
- C - Hitch Raise/Lower Switch
- D - Remote Hydraulic Lever (**SCV I**)
- E - Remote Hydraulic Lever (**SCV II**)
- F - Remote Hydraulic Lever (**SCV III**)
- G - Automatic Powershift Resume Switch (**APS**)
- H - Sequence Switch (**IMS**)
- I - Rear PTO Switch
- J - Hitch Control
- L - **SCV III** Mode Selector
- M - **SCV II** Mode Selector
- N - **SCV I** Mode Selector



Suggest:

For more complete manuals. Please go to the home page.

<https://www.ebooklibonline.com>

If the above button click is invalid. Please download this document first, and then click the above link to download the complete manual.

Thank you so much for reading

- K - Remote Hydraulic Lever (**SCV IV**)
- L - Hitch Rate of Drop (**Inside Armrest**)
- M - Hitch Height Limit (**Inside Armrest**)
- N - Hitch Load/Depth Control (**Inside Armrest**)

omar170493 - 8110T, 8210T, 8310T and 8410T Tractors (- 902000) Vehicle Monitor Warning System

Vehicle Monitor Warning System



RW26228-UN: Corner Post Display

<https://www.ebooklibonline.com>

Hello dear friend!

Thank you very much for reading.

Enter the link into your browser.

The full manual is available for immediate download.

<https://www.ebooklibonline.com>