

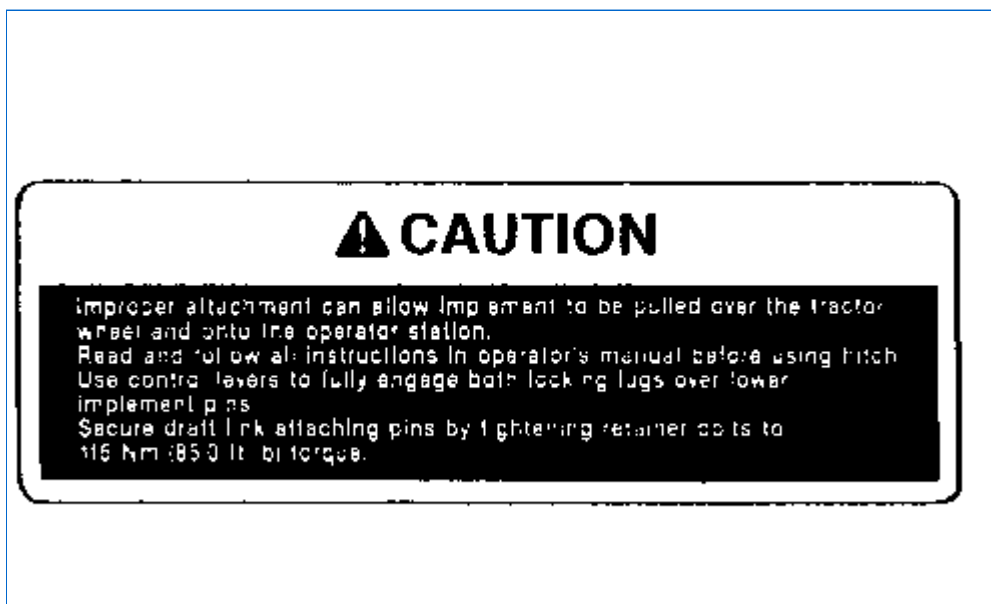
## omar178323 - 8110, 8210, 8310 and 8410 Tractors (010001- ) Fasten Implement Securely

---

### Fasten Implement Securely



RW55203-UN: Fasten Implement Securely Decal Location



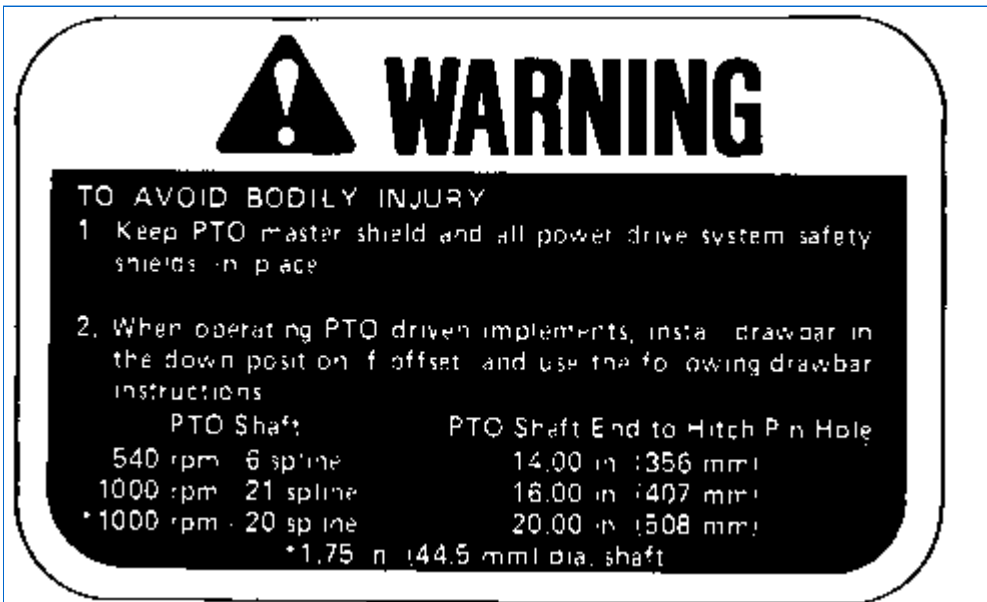
RW55095-19: Fasten Implement Securely Caution

# omar178323 - 8110, 8210, 8310 and 8410 Tractors (010001- ) Stay Clear of PTO

## Stay Clear of PTO



RW55206-UN: Stay Clear of PTO Decal Location



RW10950-19: Stay Clear of PTO Warning

**<https://www.ebooklibonline.com>**

Hello dear friend!

Thank you very much for reading.

Enter the link into your browser.

The full manual is available for immediate download.

**<https://www.ebooklibonline.com>**

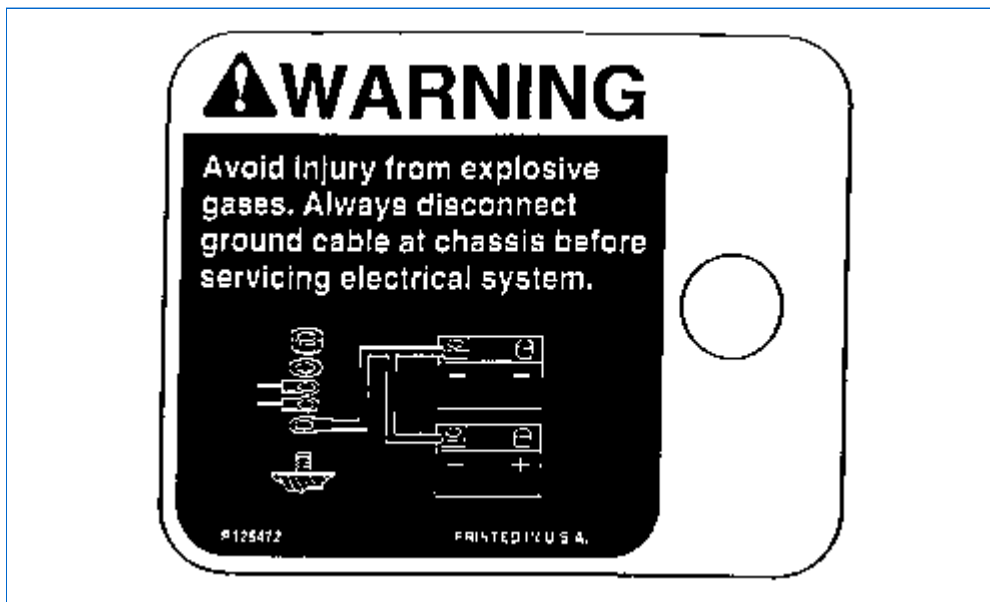
# omar178323 - 8110, 8210, 8310 and 8410 Tractors (010001- ) Avoid Explosive Gases

---

## Avoid Explosive Gases



RW26315-UN: Avoid Explosive Gases Decal Location




RW55220-19: Avoid Explosive Gases Warning

# omar178323 - 8110, 8210, 8310 and 8410 Tractors (010001- ) Front Console

---

## Front Console



RW26224-UN: Front Console


### LEGEND:

- A - Turn Signal Lever, Dimmer Switch, Horn, Flash-to-Pass
- B - Ether Aid Switch
- C - Key Switch
- D - Steering Wheel Telescope Release
- E - Air Flow Direction Knob
- F - Steering Wheel Tilt Release
- G - Brake Pedals
- H - Steering Column Foot Release
- I - Differential Lock
- J - Clutch Pedal

## omar178323 - 8110, 8210, 8310 and 8410 Tractors (010001- ) Corner Post Display

---

### Corner Post Display




RW26225-UN: Corner Post Display

#### LEGEND:

- A - Stop Engine Symbol
- B - Service Alert Symbol
- C - Engine Speed
- D - Transmission Gear
- E - Ground Speed [ Displays True Ground Speed With Radar; Displays Wheel Speed With No Radar ]

## omar178323 - 8110, 8210, 8310 and 8410 Tractors (010001- ) Side Console

### Side Console




RW27030-UN: Side Console

#### LEGEND:

- A - Field Cruise
- B - Vehicle Monitor
- C - Engine Temperature Gauge
- D - Air Conditioning Switch
- E - Engine Oil Pressure Gauge
- F - Temperature Control
- G - Fuel Level
- H - Blower Speed Control
- I - Wiper Control
- J - Light Switch
- K - SCV TouchSet Control Panel
- L - Hazard Light Switch
- M - MFWD Switch (*Optional*)
- N - Rear Washer/Wiper Switch (*Optional*)
- O - Cigarette Lighter
- P - Diagnostic Outlet [Used only by your John Deere Dealer]
- Q - Convenience Electrical Outlet
- R - Command Control System
- S - Display Functions

# omar178323 - 8110, 8210, 8310 and 8410 Tractors (010001- ) Armrest Controls

## Armrest Controls



RW26227-UN: Armrest Controls

### LEGEND:

- A - Hand Throttle
- B - Gear Shift Lever
- C - Hitch Raise/Lower Switch
- D - Remote Hydraulic Lever (**SCV I**)
- E - Remote Hydraulic Lever (**SCV II**)
- F - Remote Hydraulic Lever (**SCV III**)
- G - Automatic Powershift Resume Switch (**APS**)
- H - Sequence Switch (**IMS**)
- I - Rear PTO Switch
- J - Hitch Control
- K - [Label not defined in legend]
- L - [Label not defined in legend]
- M - [Label not defined in legend]
- N - [Label not defined in legend]



**Suggest:**

**For more complete manuals. Please go to the home page.**

**<https://www.ebooklibonline.com>**

**If the above button click is invalid. Please download this document first, and then click the above link to download the complete manual.**

**Thank you so much for reading**

- K - Remote Hydraulic Lever (**SCV IV**)
- L - Hitch Rate of Drop (**Inside Armrest**)
- M - Hitch Height Limit (**Inside Armrest**)
- N - Hitch Load/Depth Control (**Inside Armrest**)

# omar178323 - 8110, 8210, 8310 and 8410 Tractors (010001- ) Vehicle Monitor Warning System

---

## Vehicle Monitor Warning System



RW26228-UN: Corner Post Display

**<https://www.ebooklibonline.com>**

Hello dear friend!

Thank you very much for reading.

Enter the link into your browser.

The full manual is available for immediate download.

**<https://www.ebooklibonline.com>**