

TM900919 - 5055E, 5065E And 5075E Tractors Repair Technical Manual (North America Edition) Foreword

Foreword

This manual is written for an experienced technician. Essential tools required in performing certain service work are identified in this manual and are recommended for use.

Live with safety: Read the safety messages in the introduction of this manual and the cautions presented throughout the text of the manual.



CAUTION:

This is the safety-alert symbol. When you see this symbol on the machine or in this manual, be alert to the potential for personal injury.

Technical manuals are divided in two parts: repair and operation and tests. Repair sections tell how to repair the components. Operation and tests sections help you identify the majority of routine failures quickly.


Information is organized in groups for the various components requiring service instruction. At the beginning of each group are summary listings of all applicable essential tools, service equipment and tools, other materials needed to do the job, service parts kits, specifications, wear tolerances, and torque values.

Technical Manuals are concise guides for specific machines. They are on-the-job guides containing only the vital information needed for diagnosis, analysis, testing, and repair.

Fundamental service information is available from other sources covering basic theory of operation, fundamentals of troubleshooting, general maintenance, and basic type of failures and their causes.

TM900919 - 5055E, 5065E And 5075E Tractors Repair Technical Manual (North America Edition) Recognize Safety Information

Recognize Safety Information



T81389-UN: Safety-alert symbol

This is a safety-alert symbol. When you see this symbol on your machine or in this manual, be alert to the potential for personal injury.

Follow recommended precautions and safe operating practices.

TM900919 - 5055E, 5065E And 5075E Tractors Repair Technical Manual (North America Edition) Understand Signal Words

Understand Signal Words



TS187-19: Signal Words

A signal word—DANGER, WARNING, or CAUTION—is used with the safety-alert symbol. DANGER identifies the most serious hazards.

DANGER or WARNING safety signs are located near specific hazards. General precautions are listed on CAUTION safety signs. CAUTION also calls attention to safety messages in this manual.

<https://www.ebooklibonline.com>

Hello dear friend!

Thank you very much for reading.


Enter the link into your browser.

The full manual is available for immediate download.

<https://www.ebooklibonline.com>

TM900919 - 5055E, 5065E And 5075E Tractors Repair Technical Manual (North America Edition) Follow Safety Instructions

Follow Safety Instructions



TS201-UN: Safety Messages

Carefully read all safety messages in this manual and on your machine safety signs. Keep safety signs in good condition. Replace missing or damaged safety signs. Be sure new equipment components and repair parts include the current safety signs. Replacement safety signs are available from your John Deere dealer.


Learn how to operate the machine and how to use controls properly. Do not let anyone operate without instruction.

Keep your machine in proper working condition. Unauthorized modifications to the machine may impair the function and/or safety and affect machine life.

If you do not understand any part of this manual and need assistance, contact your John Deere dealer.

TM900919 - 5055E, 5065E And 5075E Tractors Repair Technical Manual (North America Edition) Handle Fluids Safely—Avoid Fires

Handle Fluids Safely—Avoid Fires



TS227-UN: Avoid Fires

When you work around fuel, do not smoke or work near heaters or other fire hazards.

Store flammable fluids away from fire hazards. Do not incinerate or puncture pressurized containers.

Make sure machine is clean of trash, grease, and debris.

Do not store oily rags; they can ignite and burn spontaneously.

TM900919 - 5055E, 5065E And 5075E Tractors Repair Technical Manual (North America Edition) Prevent Battery Explosions

Prevent Battery Explosions



TS204-UN: Battery Explosions

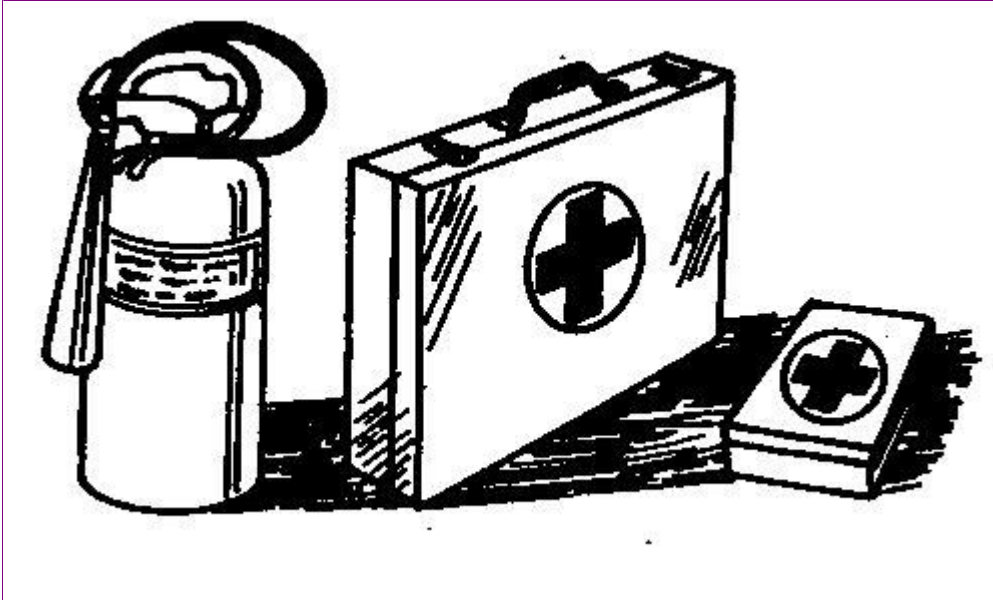
Keep sparks, lighted matches, and open flame away from the top of battery. Battery gas can explode.

Never check battery charge by placing a metal object across the posts. Use a volt-meter or hydrometer.

Do not charge a frozen battery; it may explode. Warm battery to 16°C (60°F).

TM900919 - 5055E, 5065E And 5075E Tractors Repair Technical Manual (North America Edition) Prepare for Emergencies

Prepare for Emergencies



TS291-UN: First Aid Kit


Be prepared if a fire starts.

Keep a first aid kit and fire extinguisher handy.

Keep emergency numbers for doctors, ambulance service, hospital, and fire department near your telephone.

TM900919 - 5055E, 5065E And 5075E Tractors Repair Technical Manual (North America Edition) Prevent Acid Burns

Prevent Acid Burns



TS203-UN: Acid Burns

Sulfuric acid in battery electrolyte is poisonous. It is strong enough to burn skin, eat holes in clothing, and cause blindness if splashed into eyes.

Avoid the hazard by:

1. Filling batteries in a well-ventilated area.
2. Wearing eye protection and rubber gloves.
3. Avoiding breathing fumes when electrolyte is added.
4. Avoiding spilling or dripping electrolyte.

5. Use proper jump start procedure.

If you spill acid on yourself:

1. Flush your skin with water.
2. Apply baking soda or lime to help neutralize the acid.
3. Flush your eyes with water for 15—30 minutes. Get medical attention immediately.

If acid is swallowed:

1. Do not induce vomiting.
2. Drink large amounts of water or milk, but do not exceed 2 L (2 quarts).
3. Get medical attention immediately.

TM900919 - 5055E, 5065E And 5075E Tractors Repair Technical Manual (North America Edition) Service Cooling System Safely

Service Cooling System Safely



TS281-UN: Cooling System

Explosive release of fluids from pressurized cooling system can cause serious burns.

Shut off engine. Only remove filler cap when cool enough to touch with bare hands. Slowly loosen cap to first stop to relieve pressure before removing completely.

TM900919 - 5055E, 5065E And 5075E Tractors Repair Technical Manual (North America Edition) Avoid High-Pressure Fluids

Avoid High-Pressure Fluids



X9811-UN: High-Pressure Fluids

Escaping fluid under pressure can penetrate the skin causing serious injury.

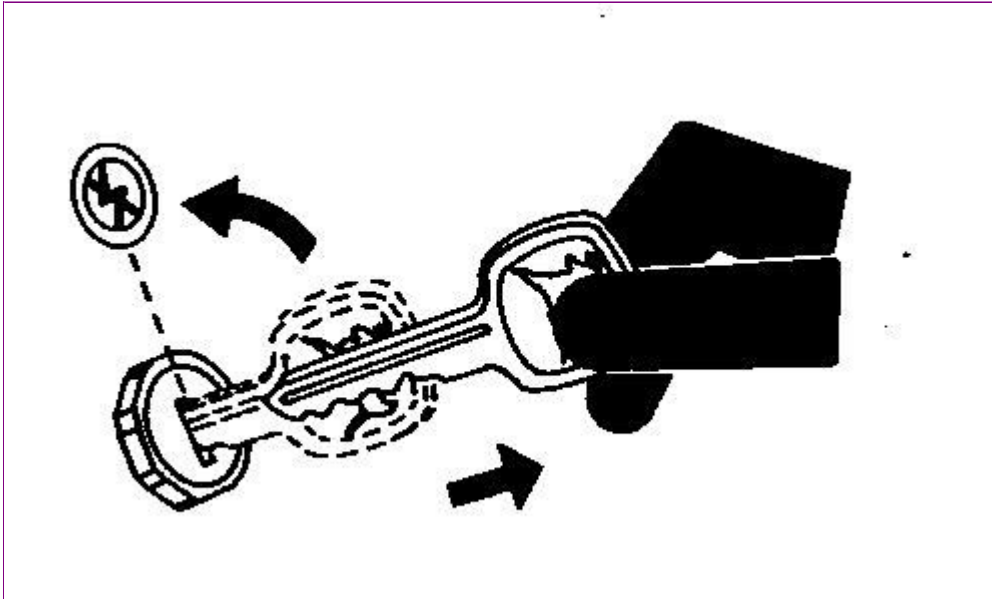
Avoid the hazard by relieving pressure before disconnecting hydraulic or other lines. Tighten all connections before applying pressure.

Search for leaks with a piece of cardboard. Protect hands and body from high pressure fluids.

If an accident occurs, see a doctor immediately. Any fluid injected into the skin must be surgically removed within a few hours or gangrene may result. Doctors unfamiliar with this type of injury should reference a knowledgeable medical source. Such information is available from Deere & Company Medical Department in Moline, Illinois, U.S.A.

TM900919 - 5055E, 5065E And 5075E Tractors Repair Technical Manual (North America Edition) Park Machine Safely

Park Machine Safely



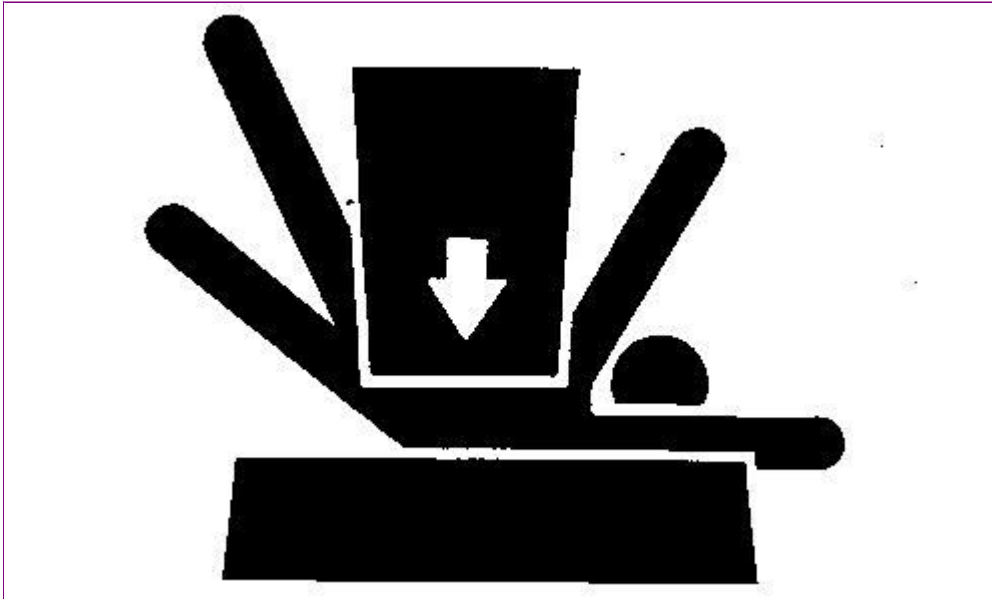
TS230-UN: Remove the Key

Before working on the machine:

- Lower all equipment to the ground.
- Stop the engine and remove the key.
- Disconnect the battery ground strap.
- Hang a "DO NOT OPERATE" tag in operator station.

TM900919 - 5055E, 5065E And 5075E Tractors Repair Technical Manual (North America Edition) Support Machine Properly

Support Machine Properly




TS229-UN: Support Properly

Always lower the attachment or implement to the ground before you work on the machine. If the work requires that the machine or attachment be lifted, provide secure support for them. If left in a raised position, hydraulically supported devices can settle or leak down.

Do not support the machine on cinder blocks, hollow tiles, or props that may crumble under continuous load. Do not work under a machine that is supported solely by a jack. Follow recommended procedures in this manual.

When implements or attachments are used with a machine, always follow safety precautions listed in the implement or attachment operator's manual.

Wear Protective Clothing



TS206-UN: Protective Clothing

Wear close fitting clothing and safety equipment appropriate to the job.

Prolonged exposure to loud noise can cause impairment or loss of hearing.

Wear a suitable hearing protective device such as earmuffs or earplugs to protect against objectionable or uncomfortable loud noises.

Operating equipment safely requires the full attention of the operator. Do not wear radio or music headphones while operating machine.



Suggest:

If the above button click is invalid.

Please download this document

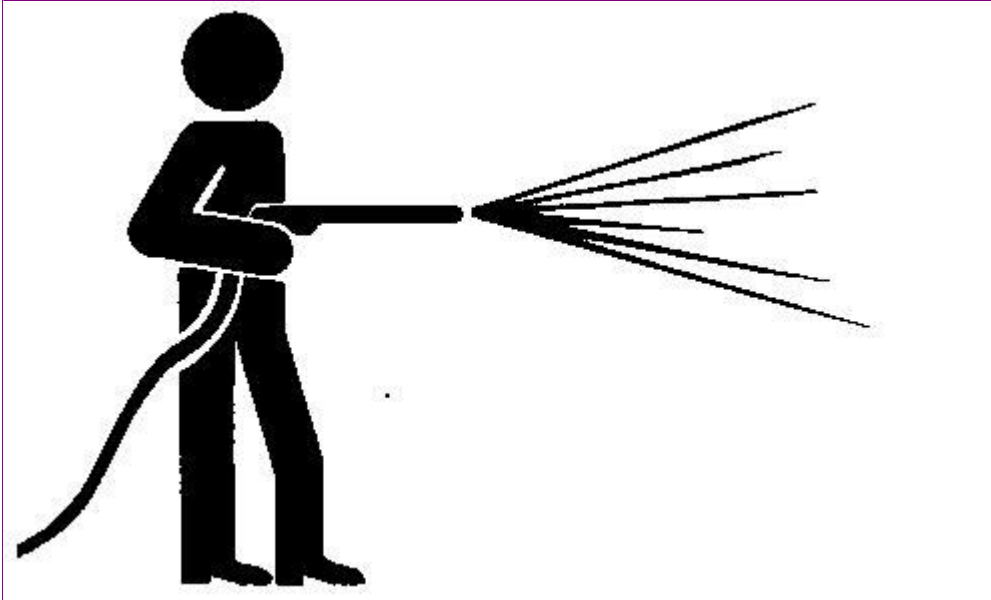
first, and then click the above link

to download the complete manual.

Thank you so much for reading

TM900919 - 5055E, 5065E And 5075E Tractors Repair Technical Manual (North America Edition) Work in Clean Area

Work in Clean Area



T6642EJ-UN: Clean Work Area

Before starting a job:

- Clean work area and machine.
- Make sure you have all necessary tools to do your job.
- Have the right parts on hand.
- Read all instructions thoroughly; do not attempt shortcuts.

<https://www.ebooklibonline.com>

Hello dear friend!

Thank you very much for reading.

Enter the link into your browser.

The full manual is available for immediate download.

<https://www.ebooklibonline.com>