

# TM2212 - 332 Skid Steer Loader CT332 Compact Track Loader

## Foreword

---

### Foreword

This manual is written for an experienced technician. Essential tools required in performing certain service work are identified in this manual and are recommended for use.

Live with safety: Read the safety messages in the introduction of this manual and the cautions presented throughout the text of the manual.

---



**CAUTION:**

---

This is the safety-alert symbol. When you see this symbol on the machine or in this manual, be alert to the potential for personal injury.

Technical manuals are divided in two parts: repair and operation and tests. Repair sections tell how to repair the components. Operation and tests sections help you identify the majority of routine failures quickly.

Information is organized in groups for the various components requiring service instruction. At the beginning of each group are summary listings of all applicable essential tools, service equipment and tools, other materials needed to do the job, service parts kits, specifications, wear tolerances, and torque values.

Technical Manuals are concise guides for specific machines. They are on-the-job guides containing only the vital information needed for diagnosis, analysis, testing, and repair.

Fundamental service information is available from other sources covering basic theory of operation, fundamentals of troubleshooting, general maintenance, and basic type of failures and their causes.

---

# TM2212 - 332 Skid Steer Loader CT332 Compact Track Loader

## Recognize Safety Information

---

### Recognize Safety Information



T133555-UN: Safety Alert Symbols



T133588-19: Safety Alert Symbols

**This is the safety alert symbol. When you see this symbol on your machine or in this manual, be alert for the potential of personal injury.**

Follow the precautions and safe operating practices highlighted by this symbol.

A signal word — DANGER, WARNING, or CAUTION — is used with the safety alert symbol. DANGER identifies the most serious hazards.


On your machine, DANGER signs are red in color, WARNING signs are orange, and CAUTION signs are yellow. DANGER and WARNING signs are located near specific hazards. General precautions are on CAUTION labels.

# TM2212 - 332 Skid Steer Loader CT332 Compact Track Loader

## Follow Safety Instructions

---

### Follow Safety Instructions



T133556-UN: Follow Safety Instructions

Read the safety messages in this manual and on the machine. Follow these warnings and instructions carefully. Review them frequently.

Be sure all operators of this machine understand every safety message. Replace operator's manual and safety labels immediately if missing or damaged.

**<https://www.ebooklibonline.com>**

Hello dear friend!

Thank you very much for reading.

Enter the link into your browser.

The full manual is available for immediate download.

**<https://www.ebooklibonline.com>**

# **TM2212 - 332 Skid Steer Loader CT332 Compact Track Loader**

## **Operate Only If Qualified**

---

### **Operate Only If Qualified**

Do not operate this machine unless the operator's manual has been read carefully, and you have been qualified by supervised training and instruction.

Operator should be familiar with the job site and surroundings before operating. Try all controls and machine functions with the machine in an open area before starting to work.


Know and observe all safety rules that may apply to every work situation and work site.

---

TX03679,00016FA-19-20070103

**TM2212 - 332 Skid Steer Loader CT332 Compact Track Loader  
Wear Protective Equipment**

**Wear Protective Equipment**



TS206-UN: Protective Equipment

Guard against injury from flying pieces of metal or debris; wear goggles or safety glasses.

Wear close fitting clothing and safety equipment appropriate to the job.

Prolonged exposure to loud noise can cause impairment or loss of hearing. Wear suitable hearing protection such as earmuffs or earplugs to protect against objectionable or uncomfortable loud noises.

# **TM2212 - 332 Skid Steer Loader CT332 Compact Track Loader**

## **Avoid Unauthorized Machine Modifications**

---

### **Avoid Unauthorized Machine Modifications**

Modifications of this machine, or addition of unapproved products or attachments, may affect machine stability or reliability, and may create a hazard for the operator or others near the machine. The installer of any modification which may affect this machine is responsible for establishing that the modification does not adversely affect the machine or its performance. This applies to all aspects of the machine, including electronic controls.

Always contact an authorized dealer before making machine modifications that change the intended use, weight or balance of the machine, or that alter machine controls, performance or reliability.

---

TX14740,00000FC-19-20040227

# TM2212 - 332 Skid Steer Loader CT332 Compact Track Loader

## Inspect Machine

---

### Inspect Machine



T6607AQ-UN: Inspect Machine

Inspect machine carefully each day by walking around it before starting.


Keep all guards and shields in good condition and properly installed. Fix damage and replace worn or broken parts immediately. Pay special attention to hydraulic hoses and electrical wiring.

# TM2212 - 332 Skid Steer Loader CT332 Compact Track Loader

## Stay Clear of Moving Parts

---

### Stay Clear of Moving Parts



T133592-UN: Stay Clear Of Moving Parts

Entanglements in moving parts can cause serious injury.

Stop engine before examining, adjusting or maintaining any part of machine with moving parts.

Keep guards and shields in place. Replace any guard or shield that has been removed for access as soon as service or repair is complete.

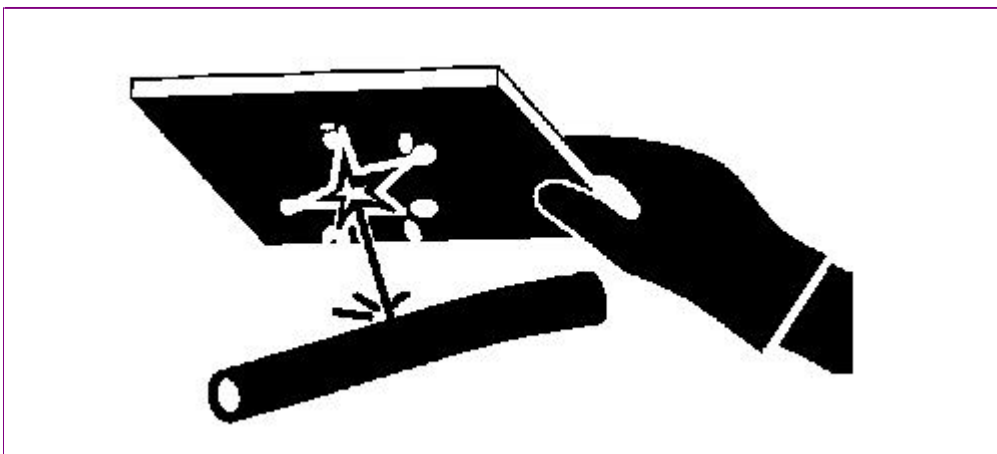
## TM2212 - 332 Skid Steer Loader CT332 Compact Track Loader Avoid High-Pressure Oils

---

### Avoid High-Pressure Oils



T133509-UN: Avoid High Pressure Oils



T133840-UN: Avoid High-Pressure Oils

This machine uses a high-pressure hydraulic system. Escaping oil under pressure can penetrate the skin causing serious injury.

**Never search for leaks with your hands.** Protect hands. Use a piece of cardboard to find location of escaping oil. Stop engine and relieve pressure before disconnecting lines or working on hydraulic system.


**If hydraulic oil penetrates your skin, see a doctor immediately. Injected oil must be removed surgically within hours or gangrene may result.** Contact a knowledgeable medical source or the Deere & Company Medical Department in Moline, Illinois, U.S.A.

# TM2212 - 332 Skid Steer Loader CT332 Compact Track Loader

## Beware of Exhaust Fumes

---

### Beware of Exhaust Fumes



T133546-UN: Beware Of Exhaust Fumes


Prevent asphyxiation. Engine exhaust fumes can cause sickness or death.

If you must operate in an enclosed space, provide adequate ventilation. Use an exhaust pipe extension to remove the exhaust fumes or open doors and windows to bring outside air into the area.

## TM2212 - 332 Skid Steer Loader CT332 Compact Track Loader Prevent Fires

---

### Prevent Fires



T133552-UN: Handle Fuel Safely



T133553-UN: Clean Machine Regularly



T133554-UN: Carry A Fire Extinguisher

**Handle Fuel Safely:** Store flammable fluids away from fire hazards. Never refuel machine while smoking or when near sparks or flame.

**Clean Machine Regularly:** Keep trash, debris, grease and oil from accumulating in engine compartment, around fuel lines, hydraulic lines and electrical wiring. Never store oily rags or flammable materials inside a machine compartment.

**Maintain Hoses and Wiring:** Replace hydraulic hoses immediately if they begin to leak, and clean up any oil spills. Examine electrical wiring and connectors frequently for damage.

**Keep A Fire Extinguisher Available:** Always keep a multi-purpose fire extinguisher on or near the machine. Know how to use extinguisher properly.

**Keep Machine Away From Fire:** Maintain a safe distance between sources of fire and the machine so elevated heat, flames or glowing embers never contact any part of the machine, including airborne glowing embers.

## TM2212 - 332 Skid Steer Loader CT332 Compact Track Loader Prevent Battery Explosions

---

### Prevent Battery Explosions



TS204-UN: Battery Explosions

Battery gas can explode. Keep sparks, lighted matches, and open flame away from the top of battery.


Never check battery charge by placing a metal object across the posts. Use a voltmeter or hydrometer.

Do not charge a frozen battery; it may explode. Warm battery to 16°C (60°F).

## TM2212 - 332 Skid Steer Loader CT332 Compact Track Loader Handle Chemical Products Safely

---

### Handle Chemical Products Safely



T133580-UN: Handle Chemical Products Safely


Exposure to hazardous chemicals can cause serious injury. Under certain conditions, lubricants, coolants, paints and adhesives used with this machine may be hazardous.

If uncertain about safe handling or use of these chemical products, contact your authorized dealer for a Material Safety Data Sheet (MSDS). The MSDS describes physical and health hazards, safe use procedures, and emergency response techniques for chemical substances. Follow MSDS recommendations to handle chemical products safely.

## TM2212 - 332 Skid Steer Loader CT332 Compact Track Loader Dispose of Waste Properly

---

### Dispose of Waste Properly



T133567-UN: Dispose Of Waste Properly

Improper disposal of waste can threaten the environment. Fuel, oils, coolants, filters and batteries used with this machine may be harmful if not disposed of properly.

Never pour waste onto the ground, down a drain, or into any water source.

Air conditioning refrigerants can damage the atmosphere. Government regulations may require using a certified service center to recover and recycle used refrigerants.

If uncertain about the safe disposal of waste, contact your local environmental or recycling center or your authorized dealer for more information.



**Suggest:**

**If the above button click is invalid.**

**Please download this document**

**first, and then click the above link**

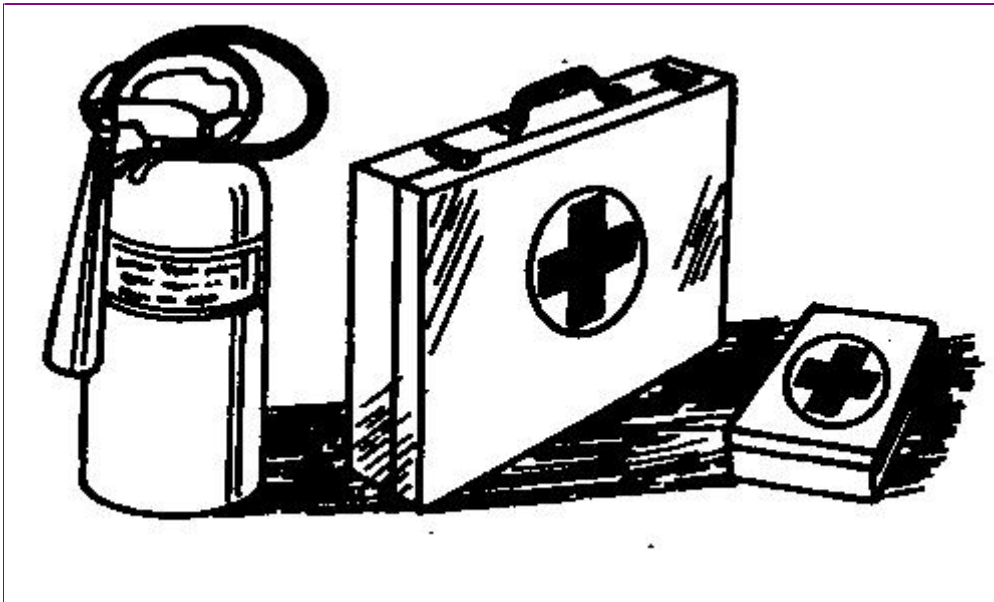
**to download the complete manual.**

**Thank you so much for reading**

## TM2212 - 332 Skid Steer Loader CT332 Compact Track Loader Prepare for Emergencies

---

### Prepare for Emergencies



TS291-UN: First Aid Kit

Be prepared if an emergency occurs or a fire starts.

Keep a first aid kit and fire extinguisher handy.

Keep emergency numbers for doctors, ambulance service, hospital, and fire department near your telephone.

**<https://www.ebooklibonline.com>**

Hello dear friend!

Thank you very much for reading.

Enter the link into your browser.

The full manual is available for immediate download.

**<https://www.ebooklibonline.com>**